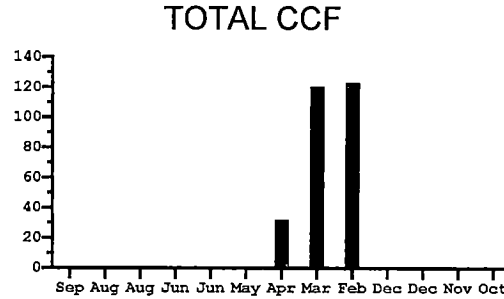


360

MATAGORDA CO OFFICE BLDG.

MAKE CHECK PAYABLE TO: BAY CITY GAS P O BOX 1603 BAY CITY TX 77404-1603	SERVICE ADDRESS 2200 7TH ST / CMOB OCT 12 2022		ACCOUNT NUMBER Inv 36061-1010160001/9-30
	SERVICE PERIOD 08/31/22 09/30/22 ✓	BILLING DATE 10/05/22	

READ DATE(G) 09/30/22
 METER NUM. 89915
 PRES. READ 1543
 PREV. READ ✓ 1543
 TOTAL CCF 0



DESCRIPTION	AMOUNT
BASIC SERVICE	19.00
THIS MONTH	19.00

APPROVED
COUNTY AUDITOR
DB *KK*

RECEIVED
 OCT 11 2022

BY: *DB*

TOTAL NOW DUE	19.00
PENALTY AMOUNT	0.00
PAY THIS AMOUNT AFTER	10/20/2022
	19.00

JS

010-54410-508

417 MATAGORDA CO OFFICE BLDG MESSAGES

*****DUE DATE 10-20-22*****

EMERGENCIES & AFTER HOURS CALL: 979-245-2311

Matagorda County Birding Nature Center hosts the FULL MOON FOOD TRUCK FESTIVAL October 15, from 5-10pm LIVE MUSIC BY EMOTIONS

Help us maintain a safe gas system - report any suspected leaks to 979-245-2311 or to 911

TELEPHONE PAYMENT only at 1-877-273-3169.

ATTENTION: It may take up to 3 business days to process online payments.

Accounts with unpaid balances after the 20th may be assessed a \$45.00 fee and scheduled for disconnection. If disconnected, customers must come to the gas company office at 1100 6th to have service restored. Online payments will not restore service.

We encourage you to share this safety information with those in your households and businesses.

- Safety information may be found here on your bill, also on the front of your bill, at www.baycitygas.com, or by contacting our office at 979.245.2327
- BAY CITY GAS COMPANY transports natural gas to homes and businesses in Bay City through a modern and highly reliable system of underground pipelines, which is routinely checked for leaks.
- Natural gas is colorless, odorless, non-toxic and lighter than air. Natural gas can be highly combustible or explosive in certain concentrations, so it is odorized with a smell similar to rotten eggs in order to make it detectible.
- Leaks can be dangerous so detecting and reporting a leak is very important. A gas odor will be the best indicator, and other signs may include dead vegetation, blowing dirt, bubbles in wet ground, or a hissing sound.
- **If you detect the smell of gas within your home or business, do NOT operate any electrical devices – including wall switches, phones or flashlights. Leave the premises and call Bay City Gas Company at 979.245.2311 or 911. These calls receive priority 24/7, as we work to protect life, public safety, the environment, and property.**
- ANY DIGGING activity – landscaping, fencing, mailboxes, flag poles, and plumbing repairs – could possibly damage the lines. Underground Damage Prevention Rules, Chapter 18 under Title 16 of the Texas Administrative Code, specify appropriate steps to be taken BEFORE digging, including calling the One Call Center (811) at least 48 hours PRIOR to digging.
- CALL BEFORE YOU DIG! 811. WAIT for the lines to be marked, respect those marks, and then dig with care. Federal Law requires that all damages to underground pipelines must be reported IMMEDIATELY to the pipeline operator (Bay City Gas Co) and to the Texas Railroad Commission (online at www.rrc.state.tx.us).
- If you witness damage to pipelines, observe a threat to a pipeline, or see suspicious activity near a pipeline or gas facility, call 911 or Bay City Gas at 979.245.2311.
- Bay City Gas Company places pipeline markers at locations as required by law. These markers DO NOT mark all of our lines, they indicate the APPROXIMATE location only, and have our name and phone number on them. In addition to pipelines, we have above ground facilities such as substations and gas meters and regulators. Public access to maps is also available at www.npms.phmsa.dot.gov. These maps contain approximate positions of pipelines, what products they carry, and owner/operator details.
- **Bay City Gas Company** is audited annually by The Railroad Commission of Texas, which maintains records of safety compliance at <https://www.rrc.state.tx.us/oil-gas/compliance-enforcement/>

360

MATAGORDA CO JAIL

MAKE CHECK PAYABLE TO: BAY CITY GAS ✓ P O BOX 1603 ✓ BAY CITY TX 77404-1603	SERVICE ADDRESS 2323 AVE E / Jail		ACCOUNT NUMBER <i>Inv</i> 36061-1041480000/9-29		
	SERVICE PERIOD	FROM	TO	BILLING DATE	
08/30/22		09/29/22 ✓	10/05/22		
READ DATE(G) METER NUM. PRES. READ PREV. READ TOTAL CCF	09/29/22 9989964 46590 ✓45412 1178	TOTAL CCF 		DESCRIPTION	AMOUNT
RECEIVED OCT 11 2022 BY: <i>DB</i>				BASIC SERVICE	19.00
		GAS DELIVERY	900.83		
		COST OF GAS	1,024.85		
		THIS MONTH	1,944.68		
		APPROVED COUNTY AUDITOR <i>DB KKK</i> 010-54410-512			
		TOTAL NOW DUE	AR 1,944.68 ✓		
		PENALTY AMOUNT	PAY THIS AMOUNT AFTER		
		0.00	10/20/2022 1,944.68		

604

MATAGORDA CO JAIL

MESSAGES

Accounts with unpaid balances after the 20th may be assessed a \$45.00 fee and scheduled for disconnection. If disconnected, customers must come to the gas company office at 1100 6th to have service restored. Online payments will not restore service.	***** DUE DATE 10-20-22 *****
	EMERGENCIES & AFTER HOURS CALL: 979-245-2311 Matagorda County Birding Nature Center hosts the FULL MOON FOOD TRUCK FESTIVAL October 15, from 5-10pm LIVE MUSIC BY EMOTIONS Help us maintain a safe gas system - report any suspected leaks to 979-245-2311 or to 911 TELEPHONE PAYMENT only at 1-877-273-3169. ATTENTION: It may take up to 3 business days to process online payments.

We encourage you to share this safety information with those in your households and businesses.

- Safety information may be found here on your bill, also on the front of your bill, at www.baycitygas.com, or by contacting our office at 979.245.2327
- BAY CITY GAS COMPANY transports natural gas to homes and businesses in Bay City through a modern and highly reliable system of underground pipelines, which is routinely checked for leaks.
- Natural gas is colorless, odorless, non-toxic and lighter than air. Natural gas can be highly combustible or explosive in certain concentrations, so it is odorized with a smell similar to rotten eggs in order to make it detectible.
- Leaks can be dangerous so detecting and reporting a leak is very important. A gas odor will be the best indicator, and other signs may include dead vegetation, blowing dirt, bubbles in wet ground, or a hissing sound.
- **If you detect the smell of gas within your home or business, do NOT operate any electrical devices – including wall switches, phones or flashlights. Leave the premises and call Bay City Gas Company at 979.245.2311 or 911. These calls receive priority 24/7, as we work to protect life, public safety, the environment, and property.**
- ANY DIGGING activity – landscaping, fencing, mailboxes, flag poles, and plumbing repairs – could possibly damage the lines. Underground Damage Prevention Rules, Chapter 18 under Title 16 of the Texas Administrative Code, specify appropriate steps to be taken BEFORE digging, including calling the One Call Center (811) at least 48 hours PRIOR to digging.
- CALL BEFORE YOU DIG! 811. WAIT for the lines to be marked, respect those marks, and then dig with care. Federal Law requires that all damages to underground pipelines must be reported IMMEDIATELY to the pipeline operator (Bay City Gas Co) and to the Texas Railroad Commission (online at www.rrc.state.tx.us).
- If you witness damage to pipelines, observe a threat to a pipeline, or see suspicious activity near a pipeline or gas facility, call 911 or Bay City Gas at 979.245.2311.
- Bay City Gas Company places pipeline markers at locations as required by law. These markers DO NOT mark all of our lines, they indicate the APPROXIMATE location only, and have our name and phone number on them. In addition to pipelines, we have above ground facilities such as substations and gas meters and regulators. Public access to maps is also available at www.npms.phmsa.dot.gov. These maps contain approximate positions of pipelines, what products they carry, and owner/operator details.
- **Bay City Gas Company** is audited annually by The Railroad Commission of Texas, which maintains records of safety compliance at <https://www.rrc.state.tx.us/oil-gas/compliance-enforcement/>

360

✓ MATAGORDA CO COURTHOUSE

MAKE CHECK PAYABLE TO: BAY CITY GAS ✓ P O BOX 1603 ✓ BAY CITY TX 77404-1603	SERVICE ADDRESS		ACCOUNT NUMBER		
	1700 7TH ST		36061-2530980000 <i>Inv</i> / 9-29		
	OCT 12 2022		BILLING DATE		
SERVICE PERIOD	FROM	TO	BILLING DATE		
	08/30/22	09/29/22 ✓	10/05/22		
READ DATE(G) 09/29/22 METER NUM. 11808 PRES. READ 53527 PREV. READ 53527 TOTAL CCF 0	TOTAL CCF 		DESCRIPTION AMOUNT BASIC SERVICE 19.00 THIS MONTH 19.00		
<i>Shelly Struts</i> 010-54410-510		RECEIVED OCT 11 2022 BY: <i>DB</i>		APPROVED COUNTY AUDITOR <i>DB</i> <i>Val</i>	
				TOTAL NOW DUE	19.00
				PENALTY AMOUNT	PAY THIS AMOUNT AFTER
		0.00	10/20/2022	19.00	

3754 MATAGORDA CO COURTHOUSE MESSAGES

*****DUE DATE 10-20-22*****

EMERGENCIES & AFTER HOURS CALL: 979-245-2311

Matagorda County Birding Nature Center hosts the FULL MOON FOOD TRUCK FESTIVAL October 15, from 5-10pm LIVE MUSIC BY EMOTIONS

Help us maintain a safe gas system - report any suspected leaks to 979-245-2311 or to 911

TELEPHONE PAYMENT only at 1-877-273-3169.

ATTENTION: It may take up to 3 business days to process online payments.

Accounts with unpaid balances after the 20th may be assessed a \$45.00 fee and scheduled for disconnection. If disconnected, customers must come to the gas company office at 1100 6th to have service restored. Online payments will not restore service.

. We encourage you to share this safety information with those in your households and businesses.

- Safety information may be found here on your bill, also on the front of your bill, at www.baycitygas.com, or by contacting our office at 979.245.2327
- BAY CITY GAS COMPANY transports natural gas to homes and businesses in Bay City through a modern and highly reliable system of underground pipelines, which is routinely checked for leaks.
- Natural gas is colorless, odorless, non-toxic and lighter than air. Natural gas can be highly combustible or explosive in certain concentrations, so it is odorized with a smell similar to rotten eggs in order to make it detectible.
- Leaks can be dangerous so detecting and reporting a leak is very important. A gas odor will be the best indicator, and other signs may include dead vegetation, blowing dirt, bubbles in wet ground, or a hissing sound.
- **If you detect the smell of gas within your home or business, do NOT operate any electrical devices – including wall switches, phones or flashlights. Leave the premises and call Bay City Gas Company at 979.245.2311 or 911. These calls receive priority 24/7, as we work to protect life, public safety, the environment, and property.**
- ANY DIGGING activity – landscaping, fencing, mailboxes, flag poles, and plumbing repairs – could possibly damage the lines. Underground Damage Prevention Rules, Chapter 18 under Title 16 of the Texas Administrative Code, specify appropriate steps to be taken BEFORE digging, including calling the One Call Center (811) at least 48 hours PRIOR to digging.
- CALL BEFORE YOU DIG! 811. WAIT for the lines to be marked, respect those marks, and then dig with care. Federal Law requires that all damages to underground pipelines must be reported IMMEDIATELY to the pipeline operator (Bay City Gas Co) and to the Texas Railroad Commission (online at www.rrc.state.tx.us).
- If you witness damage to pipelines, observe a threat to a pipeline, or see suspicious activity near a pipeline or gas facility, call 911 or Bay City Gas at 979.245.2311.
- Bay City Gas Company places pipeline markers at locations as required by law. These markers DO NOT mark all of our lines, they indicate the APPROXIMATE location only, and have our name and phone number on them. In addition to pipelines, we have above ground facilities such as substations and gas meters and regulators. Public access to maps is also available at www.npms.phmsa.dot.gov. These maps contain approximate positions of pipelines, what products they carry, and owner/operator details.
- **Bay City Gas Company** is audited annually by The Railroad Commission of Texas, which maintains records of safety compliance at <https://www.rrc.state.tx.us/oil-gas/compliance-enforcement/>



2254

CenterPointEnergy.com

OCT 12 2022

CUSTOMER
MATAGORDA COUNTY PRCT #4
DBA BLESSING CMNTY CTR

SERVICE ADDRESS
734 Fm 616, Blessing, TX 77419

ACCOUNT NUMBER
2876939-6/191922
DATE MAILED
Sep 23, 2022

DATE DUE
AMOUNT DUE

Page 1 of 4
Oct 11, 2022
\$ 52.79

Gas leak or emergency

Leave immediately, then call
888-876-5786, 24 hours a day

Customer service

800-427-7142 toll-free
Monday - Friday, 7 am - 7 pm


Call before you dig

Call 811
24 hours a day

Comments

PO Box 2628
Houston, TX 77252-2628

Your usage in a glance



Previous usage	Usage this month		
	1 year ago	Last month	This month
Total CCF used	7	8	9
Average daily gas use (CCF)	0.2	0.3	0.3
Average daily temperature	84	87	83
Days in billing period	32	29	32

To better understand your home energy usage and learn energy savings tips, visit CenterPointEnergy.com/myenergyanalyzer

Rates have been reduced due to a Tax Refund. For more information, please visit CenterPointEnergy.com/TXTaxReform.

To report gas leaks, carbon monoxide and other gas emergencies, please call 1-888-876-5786. We appreciate your understanding that billing inquiries cannot be answered on this line.

Pay your next bill without lifting a finger. To enroll in AutoPay, just sign and date the back of your bill stub and return to us with a check for your payment amount. It's that easy!

ACCOUNT SUMMARY

Previous gas amount due	\$ 97.92
Payment Aug 25, 2022	- 46.47
Payment Sep 8, 2022	- 51.45
Current gas charges (Details on page 2)	+ 52.79
Total amount due	\$ 52.79

C.F. Code 010-54410-615 K.H.
Blessing Com. Center

APPROVED
COUNTY AUDITOR
DB Kalk

RECEIVED
OCT 07 2022

BY: DB

How to pay your bill

Online
Visit: CenterPointEnergy.com/paybill Pay immediately, schedule a payment or set up automatic monthly payments.

Phone
Call 800-427-7142 and make a payment using your checking or savings account, or by debit or credit card.

In person
To find a payment location, visit: CenterPointEnergy.com/paybill or call 800-427-7142.

Mail
Return the payment stub below, with your check or money order, using the return envelope.

Please keep this portion for your records

Please return this portion with your payment. Please do not include letters or notes.



ACCOUNT NUMBER 2876939-6

Enroll in AutoPay today. See form on the back of this stub.

DATE DUE Oct 11, 2022
AMOUNT DUE \$ 52.79

Write account number on check and make payable to CenterPoint Energy.

\$ 52.79

Please enter amount of your payment

When you provide a check as payment, you authorize us either to use information from your check to make a one-time electronic funds transfer from your bank account or to process the payment as a check transaction.



CENTERPOINT ENERGY
PO BOX 4981
HOUSTON TX 77210-4981

00020929 01 AB 0.49 1

MATAGORDA COUNTY PRCT #4
DBA BLESSING CMNTY CTR
PO BOX 99
ELMATON, TX 77440-0099



1100190725124

008200000287693968000000052790000000527990

CUSTOMER
MATAGORDA COUNTY PRCT #4
DBA BLESSING CMNTY CTR

ACCOUNT NUMBER
2876939-6

DATE DUE **Oct 11, 2022**

DATE MAILED
Sep 23, 2022

AMOUNT DUE **\$ 52.79**

SERVICE ADDRESS
734 Fm 616, Blessing, TX 77419

DEFINITIONS

CCF 1 CCF = 100 cubic feet of gas. This is how we measure your monthly usage.

Customer charge and base amount. Covers fixed costs for reading meters, issuing bills, maintaining facilities and gas lines, postage, etc. These costs occur even if you do not use gas during a billing period.

Gas Cost Adjustment (GCA) is the cost CenterPoint Energy pays for the gas it delivers to its customers.

Storage inventory charge allows the Company the opportunity to recover the regulated carrying cost of its investment in storage.

Reimbursement of local franchise fee is a fee paid to the city for the company's use of right-of-way in streets and alleys.

Reimbursement of state gross receipts tax is a tax imposed by the State of Texas on each utility company located in an incorporated city having a population of more than 1,000.

For a more detailed description of each of the terms used on your bill, please visit CenterPointEnergy.com/definitions or call Customer Support at 800-427-7142.

Current gas charges

Rate: GSS-2097-U-GRIP 2022@14.95 Pressure Base

Meter Number **Day Billing Period**
3108800369975 32

Billing Period	Current Reading	Previous Reading	=	Usage
08/18/22 - 09/19/22 ✓	1027	1018 ✓		9 CCF
Customer charge *				\$ 41.42
Storage inventory charge				9 CCF x \$ 0.00267 0.02
Base amount				9 CCF x \$ 0.16620 1.50
Gas cost adjustment				9 CCF x \$ 1.16310 10.47
Tax refund				-0.62
Total current charges				\$ 52.79 ✓

The customer charge includes the current GRIP surcharge of \$4.37.

Your account, managed your way

Sign up at CenterPointEnergy.com/myaccount

- **24/7 online account access.** View and/or pay your bill, view usage history, sign up for account services and much more.
- **Go paperless.** Receive an email when your bill is ready to view and pay. Get convenience, get rid of clutter.

- **Pay automatically.** Set up AutoPay by signing and returning the form below with your check payment. It's that easy!
- **Even out the highs and lows of your monthly bills.** Enroll in Average Monthly Billing and spread your natural gas costs throughout the year.
- **Get bill reminders.** Choose text or email, up to five days before your bill is due.

- **Other services.** Report a payment made at a payment location, set up a payment extension and much more. View options from your online account or visit CenterPointEnergy.com/selfservice if you'd prefer not to register.
- **Moving?** Please call us at 800-427-7142 at least two weeks before you move, or complete the forms at CenterPointEnergy.com/selfservice

Mail payments to CenterPoint Energy, PO Box 4981, Houston, TX 77210-4981

Enroll in AutoPay and your monthly payment will be automatically deducted from your bank account.

To enroll, sign and date this form and return with your check payment. Money orders do not qualify for enrollment. Your next bill will be automatically deducted from the account listed on your check. For more information and to enroll electronically, go to CenterPointEnergy.com/autopay.

I authorize CenterPoint Energy to automatically deduct from the checking account shown on my enclosed check all future payments for my CenterPoint Energy bills. I will notify CenterPoint Energy if I decide to cancel my use of AutoPay. CenterPoint Energy also has the right to discontinue my AutoPay enrollment. Once I enroll, I understand that any past due balances will be drafted from my account three days after my application is processed.

Account holder's signature

Date



City of Bay City
1901 5th St
Bay City TX 77414

548

OCT 12 2022

ACCOUNT STATEMENT

ACCOUNT NUMBER	DUE DATE	AMOUNT DUE
01-013000-02	10/15/2022	\$163.20

ACCOUNT INFORMATION

Service Address: 2200 7th St A/C
 Service Period: 08/25/2022 to 09/25/2022
 Billing Date: 10/04/2022
 Due Date: 10/15/2022
 Penalty Date: 10/20/2022

CURRENT METERED USAGE

Service	Current	Previous	Usage
Water	18 17377	0 17075	1,800 *30200

Total Water Usage:

AUTOSCH 5-DIGIT 77404 19 PSS 134352A004-A-1
5076 1 AV D.452



MATAGORDA COUNTY
KRISTIN KUBECKA
2200 7TH ST ROOM 208
BAY CITY TX 77414-5254

ICMOB

Customer Service: 979-245-2322
 Hours of Operation: Monday - Friday 8:00 a.m. - 5:00 p.m.
 Emergency After-Hours Repairs: 979-245-7146

*SWAP METER

ACCOUNT SUMMARY

SERVICE	CHARGE
Water	\$163.20
TOTAL CURRENT CHARGES	\$163.20
Balance Forward	\$0.00
TOTAL AMOUNT DUE	\$163.20
TOTAL DUE IF PAID AFTER 10/20/2022	\$163.20

APPROVED
COUNTY AUDITOR
DB York

JD

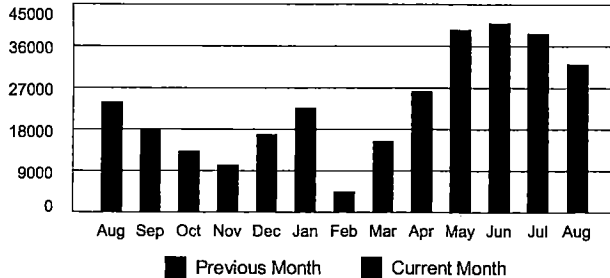


ALL PAST DUE BALANCES ARE SUBJECT TO DISCONNECTION IMMEDIATELY

NOTICE

Current charges must be paid by 10/25/22 to avoid disconnection.

HISTORICAL WATER USAGE



IMPORTANT MESSAGE

Pay by Phone - 833-309-4327
 Pay Online - www.cityofbaycity.org

RECEIVED
OCT 11 2022

BY: *DB*

010-54410-508

To avoid late charges, payment must be received in the Utility Billing Office by 5 p.m. on 10/20/2022. If balance is not paid by 5 p.m. on 10/25/22, a \$50.00 penalty fee will be applied to the account and a \$150.00 late fee will be applied to the account.



City of Bay City
1901 5th St
Bay City TX 77414

548

OCT 12 2022

ACCOUNT STATEMENT

ACCOUNT NUMBER

DUE DATE

AMOUNT DUE

01-016000-02

10/15/2022

\$557.94

ACCOUNT INFORMATION

Service Address: 2200 7th St
 Service Period: 08/25/2022 to 09/25/2022
 Billing Date: 10/04/2022
 Due Date: 10/15/2022
 Penalty Date: 10/20/2022

CURRENT METERED USAGE

Service	Current	Previous	Usage
Water	173	105	6,800

ACCOUNT SUMMARY

SERVICE	CHARGE
Water	\$131.18
Sewer	\$137.72
Sanitation	\$289.04
TOTAL CURRENT CHARGES	\$557.94

APPROVED COUNTY AUDITOR
 JB KCK

Balance Forward \$0.00
TOTAL AMOUNT DUE \$557.94
 TOTAL DUE IF PAID AFTER 10/20/2022 \$557.94



ALL PAST DUE BALANCES ARE SUBJECT TO DISCONNECTION IMMEDIATELY

NOTICE

Current charges must be paid by 10/25/22 to avoid disconnection.



AUT0SCH 5-DIGIT 77404 19 PS5 134352AA04-A-1
5076 1 AV 0.452

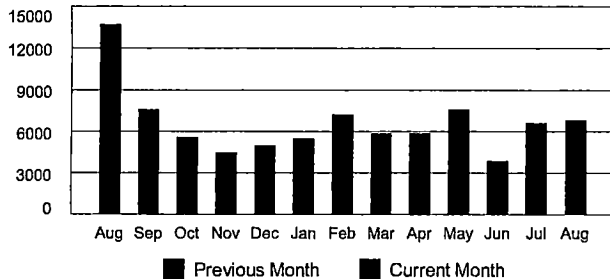


MATAGORDA COUNTY
KRISTIN KUBECKA
2200 7TH ST ROOM 208
BAY CITY TX 77414-5254

ICMOB

Customer Service: 979-245-2322
 Hours of Operation: Monday - Friday 8:00 a.m. - 5:00 p.m.
 Emergency After-Hours Repairs: 979-245-7146

HISTORICAL WATER USAGE



IMPORTANT MESSAGE

Pay by Phone - 833-309-4327
 Pay Online - www.cityofbaycity.org

RECEIVED
OCT 11 2022

010-54410-508

BY: JB

To avoid late charges, payment must be received in the Utility Billing Office by 5 p.m. on 10/20/2022. If balance is not paid by 5 p.m. on 10/25/22, a \$50.00 service fee will be applied to the account and an additional \$50.00 deposit may be required.



City of Bay City
1901 5th St
Bay City TX 77414

548

OCT 12 2022



AUTOSCH 5-DIGIT 77404 19 PS5 134352AA04-A-1
5076 1 AV 0.452

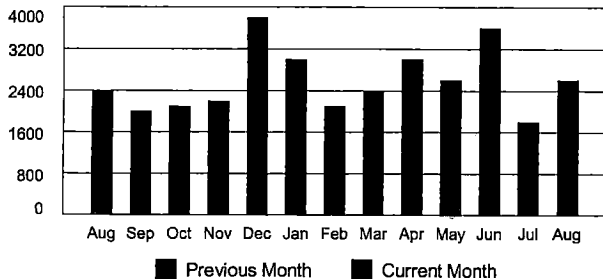


MATAGORDA COUNTY
KRISTIN KUBECKA
2200 7TH ST ROOM 208
BAY CITY TX 77414-5254

ICMOB

Customer Service: 979-245-2322
Hours of Operation: Monday - Friday 8:00 a.m. - 5:00 p.m.
Emergency After-Hours Repairs: 979-245-7146

HISTORICAL WATER USAGE



IMPORTANT MESSAGE

Pay by Phone - 833-309-4327
Pay Online - www.cityofbaycity.org

RECEIVED
OCT 11 2022

BY: *DB*

010-54410-508

ACCOUNT STATEMENT

ACCOUNT NUMBER	DUE DATE	AMOUNT DUE
01-018000-02725	10/15/2022	\$43.46

ACCOUNT INFORMATION

Service Address: 2200 7th St Irrig
Service Period: ✓ 08/25/2022 to 09/25/2022
Billing Date: ✓ 10/04/2022
Due Date: 10/15/2022
Penalty Date: 10/20/2022

CURRENT METERED USAGE

Service	Current	Previous	Usage
Water	0 1995	0 1969 ✓	0 *2600

Total Water Usage:

*SWAP METER

ACCOUNT SUMMARY

SERVICE	CHARGE
Water	\$43.46
TOTAL CURRENT CHARGES	\$43.46
Balance Forward	\$0.00
TOTAL AMOUNT DUE	\$43.46
TOTAL DUE IF PAID AFTER 10/20/2022	\$53.46

APPROVED
COUNTY AUDITOR

DB

DB



ALL PAST DUE BALANCES ARE SUBJECT TO DISCONNECTION IMMEDIATELY

NOTICE

Current charges must be paid by 10/25/22 to avoid disconnection.

To avoid late charges, payment must be received in the Utility Billing Office by 5 p.m. on 10/20/2022. If balance is not paid by 5 p.m. on 10/25/22, a \$50.00 service fee will be applied to the account and an additional \$50.00 deposit may be required.



City of Bay City
1901 5th St
Bay City TX 77414

548

OCT 12 2022

ACCOUNT STATEMENT

ACCOUNT NUMBER	DUE DATE	AMOUNT DUE
04-098000-02925	10/15/2022	\$257.35

ACCOUNT INFORMATION

Service Address: 2308 Ave F
 Service Period: 08/25/2022 to 09/25/2022
 Billing Date: 10/04/2022
 Due Date: 10/15/2022
 Penalty Date: 10/20/2022

CURRENT METERED USAGE

Service	Current	Previous	Usage
Water	246	189	5,700

ACCOUNT SUMMARY

SERVICE	CHARGE
Water	\$125.57
Sewer	\$131.78
TOTAL CURRENT CHARGES	\$257.35
Balance Forward	\$0.00
TOTAL AMOUNT DUE	\$257.35
TOTAL DUE IF PAID AFTER 10/20/2022	\$283.09

APPROVED
 COUNTY AUDITOR
 [Signature]

ALL PAST DUE BALANCES ARE SUBJECT TO
 DISCONNECTION IMMEDIATELY

NOTICE

Current charges must be paid by 10/25/22 to avoid
 disconnection.



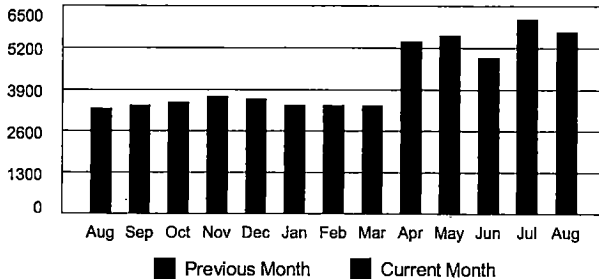
AUTOSCH 5-DIGIT 77404 2 PS5 134352AAD4-A-1
 506 1 AV 0.452



MATAGORDA COUNTY
 SHERIFFS OFFICE
 2308 AVENUE F
 BAY CITY TX 77414-6045

Customer Service: 979-245-2322
 Hours of Operation: Monday - Friday 8:00 a.m. - 5:00 p.m.
 Emergency After-Hours Repairs: 979-245-7146

HISTORICAL WATER USAGE



IMPORTANT MESSAGE

Pay by Phone - 833-309-4327
 Pay Online - www.cityofbaycity.org

RECEIVED
 OCT 11 2022

BY: [Signature]

To avoid late charges, payment must be received in the Utility Billing Office by 5 p.m. on 10/20/2022. If balance is not paid by 5 p.m. on 10/25/22, a \$50.00 service fee will be applied to the account and an additional \$50.00 deposit may be required.



City of Bay City
1901 5th St
Bay City TX 77414

548

OCT 12 2022




AUTOSCH 5-DIGIT 77404 2 PS5 133270AA29-A-1
507 1 AV 0.452



MATAGORDA COUNTY
JAIL
2308 AVENUE F
BAY CITY TX 77414-6045

Customer Service: 979-245-2322
Hours of Operation: Monday - Friday 8:00 a.m. - 5:00 p.m.
Emergency After-Hours Repairs: 979-245-7146

HISTORICAL WATER USAGE



IMPORTANT MESSAGE

Pay by Phone - 833-309-4327
Pay Online - www.cityofbaycity.org

RECEIVED
OCT 11 2022

BY: *DB*

Note - See attached email not paying Sewer portion at this time.

To avoid late charges, payment must be received in the Utility Billing Office by 5 p.m. on 08/20/2022. If balance is not paid by 5 p.m. on 08/25/22, a \$50.00 service fee will be applied to the account and an additional \$50.00 deposit may be required.

ACCOUNT STATEMENT

ACCOUNT NUMBER	DUE DATE	AMOUNT DUE
04-099000-01/125	08/15/2022	\$6,405.53

ACCOUNT INFORMATION

Service Address: 2323 Ave E
Service Period: 06/25/2022 to 07/25/2022
Billing Date: 07/29/2022
Due Date: 08/15/2022
Penalty Date: 08/20/2022

CURRENT METERED USAGE

Service	Current	Previous	Usage
Water	14,355	8,849	550,600

ACCOUNT SUMMARY

SERVICE	CHARGE
Water	2904.56
Sewer	+ 426.73
Sanitation	AR \$3,331.29
TOTAL CURRENT CHARGES	\$6,405.53

Balance Forward	\$0.00
TOTAL AMOUNT DUE	\$6,405.53
TOTAL DUE IF PAID AFTER 08/20/2022	\$6,405.53

APPROVED
COUNTY AUDITOR
DB



ALL PAST DUE BALANCES ARE SUBJECT TO DISCONNECTION IMMEDIATELY

*****NOTICE*****

Current charges must be paid by 08/25/22 to avoid disconnection.

From: "Kristen Kubecka" <KKubecka@co.matagorda.tx.us>
To: "Karla Smith" <ksmith@co.matagorda.tx.us>, "Donna Barrett" <d Barrett@co.matagorda.tx.us>
Date: 10/07/2022 04:16 PM
Subject: Fwd: UTILITY BILL 2323 AVE E

Just wanted you two to be aware of this ongoing situation. We will need Jennifer to handle this and offer guidance. I will let you know if I hear otherwise.

Thanks,

Kristen E. Kubecka
Matagorda County Auditor
(979) 241-0120

CONFIDENTIALITY NOTE: The information transmitted, including attachments, is intended only for the person(s) or entity to which it is addressed and may contain confidential and/or privileged material. Any review, retransmission, dissemination or other use of, or taking of any action in reliance upon this information by persons or entities other than the intended recipient is prohibited. If you received this in error, please contact the sender and destroy any copies of this information.

From: Scotty Jones <sjones@cityofbaycity.org>
To: Jennifer Chau <jchau@co.matagorda.tx.us>
Cc: Kristen Kubecka <KKubecka@co.matagorda.tx.us>, Shawna Burkhart <sburkhart@cityofbaycity.org>, Skipper Osborne <SOsborne@co.matagorda.tx.us>
Date: Fri, 7 Oct 2022 20:58:50 +0000
Subject: UTILITY BILL 2323 AVE E

Jennifer:

Just wanted to touch base and keep us moving forward... As discussed at meeting, the County would pay the utility bill with exception of the sewer portion NOW until we can determine any sewer credit. Another option is to bring the utility account current and when the City's obtains the chiller information—a credit can be provided. As of today, the outstanding balance is \$21,464.00. Last payment was made on 7-22-22.

The sewer credit can only be based on the chiller. Please send the City information (specs/make/model) on the chiller that was installed. I can provide that to Public Works who then may be able to estimate consumption of the chiller.

Without knowing the consumption of the chiller (evaporation portion)—no sewer credit can be given. This is a short term solution to provide credit. Public Works may be able to provide some cost estimates to place the chiller on a separate meter—I am not sure if that is a viable option.

I am certain the budget for the jail utility bill is way off because it prob was based off most recent history --neither party realized a bypass was in place. If you go back a couple of years—you should see where the bills were higher. This utility account has been billing zero consumption (base bill) since 2018. Now, with the new meter install—the consumption appears unusually high, however through some research by staff-- inmates use an average of 100-120 gallons per day. If you had 150 inmates and they used 100-120 gallons per day—it would equal 450,000 to 540,000 gallons per month. This excludes water used by chiller or by car washing.

The repair bill of the broken valve is also outstanding. Would County be open to splitting this cost? Because it is unknown as to when and how the valve was broken—I think it would be fair to split the cost. If this is acceptable—I can provide a revised invoice that reflects a credit after gaining approval from appropriate parties.

Scotty Crow Jones C.P.M.
Finance Director

City of Bay City
(979) 323-1634 - sjones@cityofbaycity.org



LOVE
Where You LIVE
#182BAYCITYTX



City of Bay City
1901 5th St
Bay City TX 77414

548

OCT 12 2022

ACCOUNT STATEMENT

ACCOUNT NUMBER	DUE DATE	AMOUNT DUE
04-099000-01825	09/15/2022	\$13,815.91

INV



AUTOSCH 5-DIGIT 77404 2 PS5 133806AA01-A-1
507 1 AV D.452



MATAGORDA COUNTY
JAIL
2308 AVENUE F
BAY CITY TX 77414-6045

ACCOUNT INFORMATION

Service Address: 2323 Ave E
Service Period: 07/25/2022 to 08/25/2022
Billing Date: 09/01/2022
Due Date: 09/15/2022
Penalty Date: 09/20/2022

CURRENT METERED USAGE

Service	Current	Previous	Usage
Water	20,818	14,355	646,300


ACCOUNT SUMMARY

SERVICE	CHARGE
Water	3,392.63
Sewer	+ 426.73
Sanitation	ARC \$ 3,819.36
TOTAL CURRENT CHARGES	\$7,410.38

010-54410-512

Customer Service: 979-245-2322
Hours of Operation: Monday - Friday 8:00 a.m. - 5:00 p.m.
Emergency After-Hours Repairs: 979-245-7146

HISTORICAL WATER USAGE



Past Due Balance (Due Immediately) \$6,405.53
TOTAL AMOUNT DUE \$13,815.91
TOTAL DUE IF PAID AFTER 09/20/2022 \$13,815.91

IMPORTANT MESSAGE

Pay by Phone - 833-309-4327
Pay Online - www.cityofbaycity.org

RECEIVED
OCT 11 2022

BY: DB

APPROVED
COUNTY AUDITOR
KMK
DB



ALL PAST DUE BALANCES ARE SUBJECT TO
DISCONNECTION IMMEDIATELY

NOTICE

Current charges must be paid by 09/25/22 to avoid
disconnection.

To avoid late charges, payment must be received in the Utility Billing Office by 5 p.m. on 09/20/2022. If balance is not paid by 5 p.m. on 09/25/22, a \$50.00 service fee will be applied to the account and an additional \$50.00 deposit may be required.

NAVY
NOTICE



City of Bay City
1901 5th St
Bay City TX 77414

548

OCT 12 2022



AUTOSCH 5-DIGIT 77404 2 PS5 134352AA04-A-1
507 1 AV 0.452

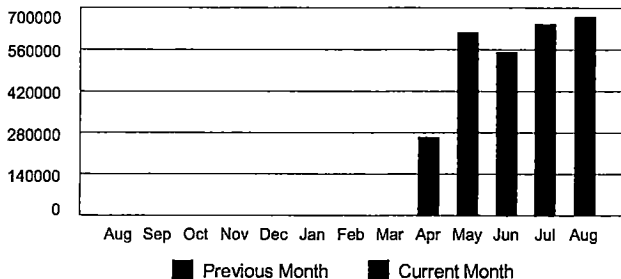


MATAGORDA COUNTY
JAIL
2308 AVENUE F
BAY CITY TX 77414-6045



Customer Service: 979-245-2322
Hours of Operation: Monday - Friday 8:00 a.m. - 5:00 p.m.
Emergency After-Hours Repairs: 979-245-7146

HISTORICAL WATER USAGE



IMPORTANT MESSAGE

Pay by Phone - 833-309-4327
Pay Online - www.cityofbaycity.org

RECEIVED
OCT 11 2022

BY: *DB*

ACCOUNT STATEMENT

ACCOUNT NUMBER	DUE DATE	AMOUNT DUE
04-099000-01/9.25	10/15/2022	\$21,464.64

ACCOUNT INFORMATION

Service Address: 2323 Ave E
Service Period: ✓ 08/25/2022 to 09/25/2022
Billing Date: ✓ 10/04/2022
Due Date: 10/15/2022
Penalty Date: 10/20/2022

CURRENT METERED USAGE

Service	Current	Previous	Usage
Water	27,508	✓ 20,818	669,000

ACCOUNT SUMMARY

SERVICE	CHARGE
Water	3,508.40
Sewer	+ 426.73
Sanitation	AR (\$3,935.13)
TOTAL CURRENT CHARGES	\$7,648.73
Past Due Balance (Due Immediately)	\$13,815.91
TOTAL AMOUNT DUE	\$21,464.64
TOTAL DUE IF PAID AFTER 10/20/2022	\$21,464.64

APPROVED
COUNTY AUDITOR
Kak
DB



ALL PAST DUE BALANCES ARE SUBJECT TO
DISCONNECTION IMMEDIATELY

NOTICE
Current charges must be paid by 10/25/22 to avoid
disconnection.

To avoid late charges, payment must be received in the Utility Billing Office by 5 p.m. on 10/20/2022. If balance is not paid by 5 p.m. on 10/25/22, a \$50.00 service fee will be applied to the account and an additional \$50.00 deposit may be required.

THE UNIVERSITY OF
MICHIGAN LIBRARY



City of Bay City
1901 5th St
Bay City TX 77414

548

OCT 12 2022

ACCOUNT STATEMENT

ACCOUNT NUMBER	DUE DATE	AMOUNT DUE
04-214000-00925	10/15/2022	\$1,967.70

ACCOUNT INFORMATION

Service Address: 1700 7th St
 Service Period: 08/25/2022 to 09/25/2022
 Billing Date: 10/04/2022
 Due Date: 10/15/2022
 Penalty Date: 10/20/2022

CURRENT METERED USAGE

Service	Current	Previous	Usage
Water	3,960	2,726	123,400

ACCOUNT SUMMARY

SERVICE	CHARGE
Water	\$931.34
Sewer	\$1,036.36
TOTAL CURRENT CHARGES	\$1,967.70
Balance Forward	\$0.00
TOTAL AMOUNT DUE	\$1,967.70
TOTAL DUE IF PAID AFTER 10/20/2022	\$1,967.70

APPROVED
COUNTY AUDITOR
DB Keck



AUTOSCH 5-DIGIT 77404 20 PS5 134352A004-A-1
5346 1 AV 0.452

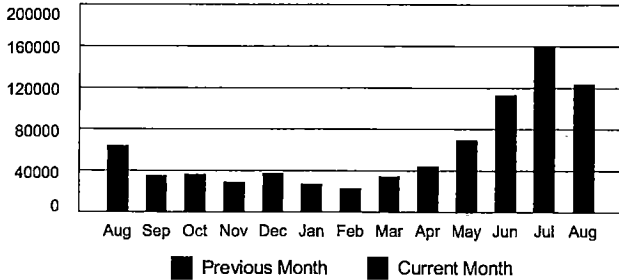


MATAGORDA COUNTY
MATAGORDA COUNTY
COUNTY JUDGE ROOM 301
1700 7TH ST
BAY CITY TX 77414-5080



Customer Service: 979-245-2322
 Hours of Operation: Monday - Friday 8:00 a.m. - 5:00 p.m.
 Emergency After-Hours Repairs: 979-245-7146

HISTORICAL WATER USAGE



IMPORTANT MESSAGE

Pay by Phone - 833-309-4327
 Pay Online - www.cityofbaycity.org

RECEIVED
OCT 11 2022

Shelly Flock
DID-54410-510

BY: DB

To avoid late charges, payment must be received in the Utility Billing Office by 5 p.m. on 10/20/2022. If balance is not paid by 5 p.m. on 10/25/22, a \$50.00 service fee will be applied to the account and an additional \$50.00 deposit may be required.



ALL PAST DUE BALANCES ARE SUBJECT TO DISCONNECTION IMMEDIATELY

NOTICE
 Current charges must be paid by 10/25/22 to avoid disconnection.



City of Bay City
1901 5th St
Bay City TX 77414

548

OCT 12 2022



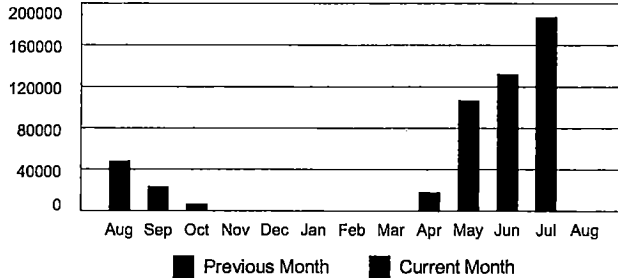
AUT0SCH 5-DIGIT 77404 20 PSS 134352AA04-A-1
5346 1 AV 0.452



MATAGORDA COUNTY
MATAGORDA COUNTY
COUNTY JUDGE ROOM 301
1700 7TH ST
BAY CITY TX 77414-5080

Customer Service: 979-245-2322
Hours of Operation: Monday - Friday 8:00 a.m. - 5:00 p.m.
Emergency After-Hours Repairs: 979-245-7146

HISTORICAL WATER USAGE



IMPORTANT MESSAGE

Pay by Phone - 833-309-4327
Pay Online - www.cityofbaycity.org

RECEIVED
OCT 11 2022

BY: *DB*

Shelly Stark
DIO-54410-510

ACCOUNT STATEMENT

ACCOUNT NUMBER	DUE DATE	AMOUNT DUE
<i>Inv</i> 04-214100-00 <i>9-25</i>	10/15/2022	\$96.50

ACCOUNT INFORMATION

Service Address: 1700 7th St Irrig
Service Period: ✓ 08/25/2022 to 09/25/2022
Billing Date: ✓ 10/04/2022
Due Date: 10/15/2022
Penalty Date: 10/20/2022

CURRENT METERED USAGE

Service	Current	Previous	Usage
Water	3,189	✓ 3,189	0

ACCOUNT SUMMARY

SERVICE	CHARGE
Water	\$96.50
TOTAL CURRENT CHARGES	\$96.50
Balance Forward	\$0.00
TOTAL AMOUNT DUE	\$96.50
TOTAL DUE IF PAID AFTER 10/20/2022	\$96.50

APPROVED
COUNTY AUDITOR
DB Kirk



ALL PAST DUE BALANCES ARE SUBJECT TO
DISCONNECTION IMMEDIATELY

NOTICE
Current charges must be paid by 10/25/22 to avoid
disconnection.

To avoid late charges, payment must be received in the Utility Billing Office by 5 p.m. on 10/20/2022. If balance is not paid by 5 p.m. on 10/25/22,

370



✓ P.O. Box 1189
Edna, TX 77957-1189
Edna (361) 771-4400
Bay City (979) 245-3029

OCT 12 2022

Office Hours:
Monday - Friday
8:00 a.m. - 5:00 p.m.

ACCOUNT #	ACCOUNT NAME		RATE	PCRF	BILL TYPE	SERVICE ADDRESS		TELEPHONE #	
13416001	MATAGORDA COUNTY PCT 4		41	0.087000	0	Co Comm Pct Barn Hwy 35		(361) 588-6866	
SERVICE PERIOD		NO. DAYS	READ TYPE	METER READING		METER NUMBER	MULT	KILOWATT USAGE	CHARGES
FROM	TO			PREVIOUS	PRESENT				
08/18/22	09/18/22	31	2	39747	40313	10329739	1	566	88.39
2 100W- HPS								84	21.00
THANK YOU FOR YOUR PAYMENT 09/26/22									-106.94
PREVIOUS AMOUNT DUE									106.94
TOTAL AMOUNT DUE									109.39
Code 010-54410-615 K.H. PCT.4								APPROVED COUNTY AUDITOR DB KAK	
COMPARISONS	DAYS SERVICE	KWH USED	AVG. KWH/DAY	COST PER DAY	TOTAL NOW DUE				\$109.39
CURRENT BILLING PERIOD	31	566	18	2.85	CURRENT BILL PAST DUE AFTER	10/17/22	BILL IS DUE UPON RECEIPT		
PREVIOUS BILLING PERIOD	31	554	18	2.77	AFTER DUE DATE PAY				\$109.39
SAME PERIOD LAST YEAR	29	505	17	2.52					
Your Electricity Use Over The Last 13 Months				FOR LOAD SHED AND CRITICAL CARE INFORMATION VISIT OUR WEBSITE WWW.MYJEC.COOP/LOAD-SHEDCRITICAL-CARE ANNUAL MEETING 10/15/22 @ BAY CITY CIVIC CENTER					
				VISIT OUR WEBSITE AT: www.myjec.coop DOWNLOAD THE JEC MOBILE APP FROM THE IOS APP STORE OR GOOGLE PLAY					

Bill Type

0	NORMAL	10
1	ESTIMATED	11
2	MINIMUM ESTIMATED	12
3	MINIMUM	13
4	FINAL	14
5	PRORATED	15
6	PRORATED MINIMUM	
7	BUDGET BILL	
8	WEATHERIZATION/CONTRACT	
9	WAITING TO BE BILLED	

Read Type

0	COMPUTER ESTIMATED
1	CONSUMER READ
2	COOP READ
3	CHARGEABLE READ
4	COOP READ - FIELD
5	NEW CONNECT

RECEIVED
OCT 07 2022
BY: DB

Keep This Portion for your Records - Return Bottom Portion with Payment

370



P.O. Box 1189
 ✓ Edna, TX 77957-1189
 Edna (361) 771-4400
 Bay City (979) 245-3029

OCT 12 2022

Office Hours:
 Monday - Friday
 8:00 a.m. - 5:00 p.m.

ACCOUNT #	ACCOUNT NAME	RATE	PCRF	BILL TYPE	SERVICE ADDRESS	TELEPHONE #			
13416002	MATAGORDA COUNTY PCT 4	41	0.087000	0	South Hwy 35	(361) 588-6866			
SERVICE PERIOD		NO. DAYS	READ TYPE	METER READING		METER NUMBER	MULT	KILOWATT USAGE	CHARGES
FROM	TO			PREVIOUS	PRESENT				
08/18/22	09/18/22	31	2	134488	136959	10329769	1	2471	301.76

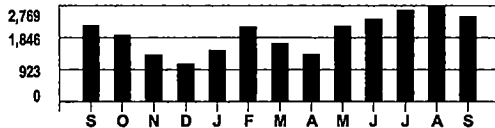
THANK YOU FOR YOUR PAYMENT 09/26/22
 PREVIOUS AMOUNT DUE -329.60
 TOTAL AMOUNT DUE 301.76

Code 010-54410-615 K.H.
 Pot 4

APPROVED
 COUNTY AUDITOR
 DB KUK

COMPARISONS	DAYS SERVICE	KWH USED	AVG. KWH/DAY	COST PER DAY	TOTAL NOW DUE		\$301.76
CURRENT BILLING PERIOD	31	2471	80	9.73	CURRENT BILL PAST DUE AFTER	10/17/22	BILL IS DUE UPON RECEIPT
PREVIOUS BILLING PERIOD	31	2769	89	10.63	AFTER DUE DATE PAY		\$301.76
SAME PERIOD LAST YEAR	29	2211	76	8.11			

Your Electricity Use Over The Last 13 Months



FOR LOAD SHED AND CRITICAL CARE INFORMATION VISIT OUR
 WEBSITE WWW.MYJEC.COOP/LOAD-SHEDCRITICAL-CARE
 ANNUAL MEETING 10/15/22 @ BAY CITY CIVIC CENTER

VISIT OUR WEBSITE AT: www.myjec.coop
 DOWNLOAD THE JEC MOBILE APP FROM THE IOS APP STORE OR GOOGLE PLAY

Bill Type
 0 NORMAL
 1 ESTIMATED
 2 MINIMUM ESTIMATED
 3 MINIMUM
 4 FINAL
 5 PRORATED
 6 PRORATED MINIMUM
 7 BUDGET BILL
 8 WEATHERIZATION/CONTRACT
 9 WAITING TO BE BILLED

RECEIVED
 OCT 07 2022
 BY: DB

Read Type
 0 COMPUTER ESTIMATED
 1 CONSUMER READ
 2 COOP READ
 3 CHARGEABLE READ
 4 COOP READ - FIELD
 5 NEW CONNECT

370



P.O. Box 1189
 ✓ Edna, TX 77957-1189
 Edna (361) 771-4400
 Bay City (979) 245-3029

OCT 12 2022

Office Hours:
 Monday - Friday
 8:00 a.m. - 5:00 p.m.

TPO-VFD 8-18 to 9-18-22 / Pct#4

ACCOUNT #	ACCOUNT NAME	RATE	PCRF	BILL TYPE	SERVICE ADDRESS	TELEPHONE #
25516001	TRES PALACIOS OAKS VOL Fire	41	0.087000	0		(361) 484-6943

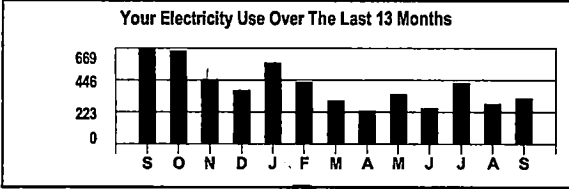
SERVICE PERIOD		NO. DAYS	READ TYPE	METER READING		METER NUMBER	MULT	KILOWATT USAGE	CHARGES
FROM	TO			PREVIOUS	PRESENT				
08/18/22	09/18/22	31	2	25410	25734	10299377	1	324	61.29

1 LED-100 W VANDAL PROOF	42	10.50
1 POLE	0	1.75
THANK YOU FOR YOUR PAYMENT 09/26/22		-68.17
PREVIOUS AMOUNT DUE		71.57
PREVIOUS UNPAID BALANCE		3.40
TOTAL AMOUNT DUE		76.94
(CURRENT BILL DUE DATE DOES NOT APPLY TO PREVIOUS BALANCE DUE)		

C.F. Code 010-54410-615 K.H.

APPROVED
 COUNTY AUDITOR
 JB [Signature]

COMPARISONS	DAYS SERVICE	KWH USED	AVG. KWH/DAY	COST PER DAY	TOTAL NOW DUE
CURRENT BILLING PERIOD	31	324	10	1.98	✓ \$76.94
PREVIOUS BILLING PERIOD	31	281	9	1.80	
SAME PERIOD LAST YEAR	29	669	23	3.05	AFTER DUE DATE PAY \$80.61



FOR LOAD SHED AND CRITICAL CARE INFORMATION VISIT OUR WEBSITE WWW.MYJEC.COOP/LOAD-SHEDCRITICAL-CARE
ANNUAL MEETING 10/15/22 @ BAY CITY CIVIC CENTER

VISIT OUR WEBSITE AT: www.myjec.coop
 DOWNLOAD THE JEC MOBILE APP FROM THE IOS APP STORE OR GOOGLE PLAY

Bill Type	Rate Type
0	NORMAL
1	ESTIMATED
2	MINIMUM ESTIMATED
3	MINIMUM
4	FINAL
5	PRORATED
6	PRORATED MINIMUM
7	BUDGET BILL
8	WEATHERIZATION/CONTRACT
9	WAITING TO BE RILLED

Rate Type	
0	COMPUTER ESTIMATED
1	CONSUMER READ
2	COOP READ
3	CHARGEABLE READ
4	COOP READ - FIELD
5	NEW CONNECT

RECEIVED
 OCT 07 2022

DB [Signature]

TXU

OCT 12 2022

VENDOR # 2149

ACCT# 100064844327

INV# 056177557983 INVOICE DATED 10/1/22 DESC AUG - SEPT 22

ADDRESS	ESI ID	METER #	SERV.	DATES	TOTAL	DEPT #
18 BAYVIEW MATAGORDA (JP#2)	10032789403973976	119711668	08/18/22	09/18/22	\$ 96.35	010-54410-462
190 AVE F MARKHAM (JP#4)	10032789461015050	163788084	08/19/22	09/19/22	\$ 113.61	010-54410-464
2200 7TH ST (CMOB)	10032789456726070	558785152	08/04/22	09/01/22	\$ 2,609.89	010-54410-508
ODLTS 2200 7TH ST (CMOB)	10032789456726071	7007055012SD	08/04/22	09/01/22	\$ 29.72	010-54410-508
ODLTS 2200 7TH ST (CMOB)	10032789456726072	7007055046SD	08/04/22	09/01/22	\$ 19.92	010-54410-508
1700 7TH ST (COURTHOUSE)	10032789496308881	558026869	08/30/22	09/28/22	\$ 6,638.26	010-54410-510
2004 KILOWATT DR (COURTHOUSE)	10032789431907311	122239665			CUT-OFF	010-54410-510
ODLTS 2004 KILOWATT (COURTHOUSE)	10032789495599911	7007151282SD			CUT-OFF	010-54410-510
2323 AVE E (JAIL)	10032789405892400	558782187	08/30/22	09/28/22	\$ 4,181.02	010-54410-512
ODLTS 2323 AVE E (JAIL)	10032789405892401	7006958123SD	08/30/22	09/28/22	\$ 15.12	010-54410-512
405 COMMERCE PALACIOS (JAIL)	10032789440808411	119430885	08/22/22	09/20/22	\$ 419.02	010-54410-512
2308 AVE F (S.O.)	10032789485567631	558782938	08/30/22	09/28/22	\$ 977.46	010-54410-560
MATAGORDA (TRANSFER ST)	10032789494278861	119431822	08/16/22	09/14/22	\$ 11.35	010-54410-595
EL MATON UNIT P43 (TRANSFER ST)	10032789482241440	169715859	08/11/22	09/11/22	\$ 20.04	010-54410-595
2604 NICHOLS AVE/CO BARN (PCT#1)	10032789459112270	122240792	08/08/22	09/06/22	\$ 269.40	010-54410-612
ODLTS NICHOLS AVE (PCT#1)	10032789485513550	7007116623SD	08/10/22	09/08/22	\$ 87.54	010-54410-612
ODLTS NICHOLS AVE (PCT#1)	10032789485513551	7007116651SD	08/26/22	09/26/22	\$ 19.97	010-54410-612
ODLTS NICHOLS AVE (PCT#1)	10032789485513552	7007116680SD	08/26/22	09/26/22	\$ 40.67	010-54410-612
HWY 60 OUTDOOR LTS(PCT#1)	10032789423558520	7006982603SD	08/23/22	09/21/22	\$ 18.62	010-54410-612
ODLTS 3520 NICHOLS AVE (PCT#1)	10032789479928771	7005770635SD	08/08/22	09/06/22	\$ 9.98	010-54410-612
17817 WOOD PLEDGER COMM CTR(PCT#1)	1008901015815710800100	190851001	08/16/22	09/14/22	\$ 181.90	010-54410-612
FISHER ST MATAGORDA (PCT#2)	10032789414370120	122332798	08/18/22	09/18/22	\$ 122.90	010-54410-613
OLD MAGNOLA/MATAGORDA (PCT#2)	10032789419199850	7006973193SD	08/18/22	09/18/22	\$ 9.99	010-54410-613
ST LTS FISHER MATAGORDA (PCT#2)	10032789427542180	200527912	08/18/22	09/18/22	\$ 7.68	010-54410-613
115 LAUREL MATAGORDA (PCT#2)	10032789495257641	120726105	08/18/22	09/18/22	\$ 16.69	010-54410-613
OLD SCHOOL MATAGORDA/PCT#2	10032789417127397	148896249	08/18/22	09/18/22	\$ 7.75	010-54410-613
MATAGORDA FIREMAN'S HALL (PCT#2)	10032789446568110	122330875	08/18/22	09/18/22	\$ 315.23	010-54410-613
SELKIRK FIRE DEPT (PCT#2)	10032789427413670	122279171	08/17/22	09/15/22	\$ 107.83	010-54410-613
25000 SH 35 (PCT#3)	10032789453394875	120730531	08/11/22	09/11/22	\$ 109.42	010-54410-614
25000 SH 35 UNIT P7 (PCT#3)	10032789474945241	122240914	08/11/22	09/11/22	\$ 39.67	010-54410-614
ODLTS 25000 SH 35 (PCT#3)	10032789474945242	7005712552SD	08/11/22	09/11/22	\$ 78.51	010-54410-614
BLESSING BALLPRK W UNIT (PCT#4)	10032789402787491	558783656	08/30/22	09/28/22	\$ 438.67	010-54410-615
ODLTS BLESSING PRK (PCT#4)	10032789402787492	7006972189SD	08/30/22	09/28/22	\$ 138.56	010-54410-615
MIDFIELD COMM CTR (PCT#4)	10032789459047060	157104699	08/04/22	09/01/22	\$ 154.36	010-54410-615
ODLTS MIDFIELD COMM CTR (PCT#4)	10032789459047061	7007074246SD	08/04/22	09/01/22	\$ 9.80	010-54410-615
ODLTS MIDFIELD FIRE ST (PCT#4)	10032789461418841	7007068113SD	08/04/22	09/01/22	\$ 14.01	010-54410-615
190 AVE F MARKHAM ANNEX (PCT#4)	10032789426253880	157911497	08/19/22	09/19/22	\$ 32.58	010-54410-615

TXU

TXU

ADDRESS	ESI ID	METER #	SERV.	DATES		DEPT #
BLESSING COMM CTR (PCT#4)	10032789461693260	161176296	08/30/22	09/28/22	\$ 263.18	010-54410-615
ST LTS BLESSING CC PAVILION (PCT#4)	10032789436470608	7005470886SD	08/26/22	09/26/22	\$ 18.54	010-54410-615
ODLTS BLESSING COMM CTR (PCT#4)	10032789461693261	7007074015SD	08/30/22	09/28/22	\$ 8.21	010-54410-615
MARKHAM COMM CTR (PCT#4)	10032789476839780	122330835	08/19/22	09/19/22	\$ 316.94	010-54410-615
ODLTS MARKHAM CC (PCT#4)	10032789476839781	7007105031OT	08/19/22	09/19/22	\$ 20.09	010-54410-615
HEFFINGER PRK LTS BLESSING (PCT#4)	10032789478079271	144074530	08/30/22	09/28/22	\$ 38.57	010-54410-615
ODLTS WATER WELL MIDFIELD (PCT#4)	10032789492176731	7007147859SD	08/04/22	09/01/22	\$ 14.59	010-54410-615
ODLTS BLESSING CC 932 (PCT#4)	10032789496744772	7007144530MV	08/29/22	09/27/22	\$ 13.66	010-54410-615
ODLTS BLESSING CC 935 (PCT#4)	10032789496744773	7005911722MV	08/29/22	09/27/22	\$ 47.08	010-54410-615
E END OF PRK BLESSING (PCT#4)	10032789497890130	119426810	08/30/22	09/28/22	\$ 23.99	010-54410-615
ST LTS BLESSING PRK (PCT#4)	10032789441468646	7005524968SD	08/26/22	09/26/22	\$ 41.85	010-54410-615
190 AVE F UNIT FIRESTATION MARKHAM (PCT#4)	10032789487564611	122291027	08/19/22	09/19/22	\$ 86.57	010-54410-615
RAWLS UNIT FIRESTATION MIDFIELD (PCT#4)	10032789433412700	136592656	08/04/22	09/01/22	\$ 309.32	010-54410-615
FM 521 PRK WADSWORTH (RIVER PRK)	10032789412055530	7006966354SD	08/18/22	09/18/22	\$ 53.07	010-54410-660
ODLTS FM 521 PRK WADSWORTH (RIVER PRK)	10032789420235651	7006991419SD	08/16/22	09/14/22	\$ 40.21	010-54410-660
ODLTS FM 521 PRK WADSWORTH (RIVER PRK)	10032789420235652	7005369954SD	08/16/22	09/14/22	\$ 20.09	010-54410-660
FM 521 PALACIOS (RIVER PARK)	10032789465240600	7005661310SD	08/12/22	09/12/22	\$ 19.63	010-54410-660
HOLDING PEN (FAIRGROUNDS)	10032789407891290	200574765	08/08/22	09/06/22	\$ 279.78	010-54410-661
CTR OF CARNIVAL (FAIRGROUNDS)	10032789419036321	125243718	08/08/22	09/06/22	\$ 9.30	010-54410-661
INDOOR ARENA (FAIRGROUNDS)	10032789419218250	592403229	08/08/22	09/06/22	\$ 801.57	010-54410-661
SHOW BARN/RV PARK (FAIRGROUNDS)	10032789443561762	590613354	08/08/22	09/06/22	\$ 79.56	010-54410-661
ODLTS HAMMAN RD (FAIRGROUNDS)	10032789443561763	7005516394SD	08/09/22	09/07/22	\$ 40.12	010-54410-661
OUTDOOR ARENA (FAIRGROUNDS)	10032789444026850	151900075	08/08/22	09/06/22	\$ 55.31	010-54410-661
HOME EC/MP BLDG (FAIRGROUNDS)	10032789474465420	558026845	08/08/22	09/06/22	\$ 551.01	010-54410-661
ODLTS NICHOLS RD (FAIRGROUNDS)	10032789480469090	7007112012SD	08/10/22	09/08/22	\$ 35.86	010-54410-661
FANS BACK OF ARENA (FAIRGROUNDS)	10032789499566851	119431781	08/08/22	09/06/22	\$ 179.11	010-54410-661
4511 FM 2668 UNIT 3 (FAIRGROUNDS)	10032789406762840	171155561	08/08/22	09/06/22	\$ 115.89	010-54410-661
FM 2668 UNIT 7 (FAIRGROUNDS)	10032789420166760	142588863	08/08/22	09/06/22	\$ 9.56	010-54410-661
ODLTS RIVERBEND MATAGORDA (MARINE)	10032789432664941	7006992918SD	08/18/22	09/18/22	\$ 20.09	010-54410-662
TOTAL:					\$20,876.24	

APPROVED
COUNTY AUDITOR

DB Kerk

RECEIVED
OCT 07 2022

BY: DB



Customer Name: MATAGORDA COUNTY
 Account Number: 100064844327
 Invoice Number: 056177557983
 Invoice Date: 10/01/2022

Account Summary

Previous Balance	Credits/Payments	Balance Forward	Current Charges	Amount Due	Due Date
\$21,502.23	\$21,502.23 CR	\$0.00	\$20,876.24	\$20,876.24	10/31/2022

See remaining pages for invoice details.

Customer Communications

Shelly Smith

RECEIVED
 OCT 07 2022

How to Contact Us

BY: *LB*

Account Service Manager

Robin Washington

Phone: (972) 232-8466

Email: robin.washington@txu.com

Customer Service: 1-866-898-3465 (8AM - 6PM M-F)

Power Outage Notification:

American Electric Power - 1-866-223-8508

CenterPoint Energy - 1-800-332-7143

REP Certificate: #10004

Please return this portion with your payment in the enclosed envelope. Make checks payable to TXU Energy. Do not include correspondence with your payment.

The TXU Energy AidSM program helps families in critical situations with bill payment assistance.

For Donations Only

One-time gift to TXU Energy AidSM program \$ _____

Recurring monthly donation to TXU Energy AidSM program \$ _____

Account Number:

100064844327

Amount Due	Due Date
\$20,876.24 ✓	10/31/2022

To ensure proper payment posting, please provide this number (100064844327) on all payments and send to the address directly below.

SP 07 000043 34950E 1 A**SNGLP



MATAGORDA COUNTY
 1700 7TH ST, RM 301
 BAY CITY TX 77414-5034



✓ TXU ENERGY
 PO BOX 650638
 DALLAS, TX 75265-0638

21100064844327000208762400000000007

Customer Name: MATAGORDA COUNTY
Account Number: 100064844327
Invoice Number: 056177557983
Invoice Date: 10/01/2022

Important Information

Your satisfaction is our top priority. Do you have feedback? Email us at txuexec@txu.com or write us at TXU Energy Executive Feedback, PO Box 650764, Dallas, TX 75265-0764. The amount billed may include price changes allowed by law or regulatory actions. See an unauthorized charge on your bill? Call us toll-free at 1-866-898-3465 (8AM - 6PM M-F), and we'll work to resolve any issues. If you're not satisfied with the resolution, you may file a complaint with the Public Utility Commission of Texas PO Box 13326, Austin, TX 78711-3326; (512)936-7120 or toll-free in Texas (888)782-8477. Hearing and speech-impaired individuals with text telephones (TTY) may contact the Public Utility Commission of Texas at (512)936-7136.

Account Summary Detail

Previous Balance		\$	21,502.23
Credits/Payments			
Inc. Check Payment	09/23/2022	\$	21,502.23 CR
Subtotal		\$	21,502.23 CR
Balance Forward		\$	0.00
Debits/Charges		\$	0.00



Customer Name: MATAGORDA COUNTY
 Account Number: 100064844327
 Invoice Number: 056177557983
 Invoice Date: 10/01/2022

Account Summary

ESI ID Facility ID	Service Address	Start Service End Service	kWh Actual kW/kVA	Commercial TDU Charges	Commercial Taxes TDU Taxes	Total Charges	Flag
10032789496308881	1700 7TH ST BAY CITY, TX 77414-5080	08/30/2022 09/28/2022	104,640 202	\$4,220.65 \$2,417.61	\$0.00 \$0.00	\$6,638.26	
10032789456726070	2200 7TH ST BAY CITY, TX 77414-5254	08/04/2022 09/01/2022	32,000 101	\$1,406.58 \$1,203.31	\$0.00 \$0.00	\$2,609.89	
10032789456726072	2200 7TH ST UNIT FL BAY CITY, TX 77414-5254	08/04/2022 09/01/2022	155 -	\$6.20 \$13.72	\$0.00 \$0.00	\$19.92	
10032789456726071	2200 7TH ST UNIT FL BAY CITY, TX 77414-5254	08/04/2022 09/01/2022	208 -	\$8.33 \$21.39	\$0.00 \$0.00	\$29.72	
10032789485513551	NICHOLS AVE UNIT 400FLD2 BAY CITY, TX 77414	08/26/2022 09/26/2022	155 -	\$5.99 \$13.98	\$0.00 \$0.00	\$19.97	
10032789405892401	2323 AVENUE E BAY CITY, TX 77414-6001	08/30/2022 09/28/2022	104 -	\$4.10 \$11.02	\$0.00 \$0.00	\$15.12	
10032789405892400	2323 AVENUE E BAY CITY, TX 77414-6001	08/30/2022 09/28/2022	67,968 119	\$2,737.89 \$1,443.13	\$0.00 \$0.00	\$4,181.02	
10032789485567631	2308 AVENUE F BAY CITY, TX 77414-6045	08/30/2022 09/28/2022	13,680 34	\$555.44 \$422.02	\$0.00 \$0.00	\$977.46	
10032789419218250	4511 FM 2668 UNIT 1 BAY CITY, TX 77414-3991	08/08/2022 09/06/2022	6,240 43	\$254.44 \$547.13	\$0.00 \$0.00	\$801.57	
10032789474465420	4511 FM 2668 UNIT 2 BAY CITY, TX 77414-3991	08/08/2022 09/06/2022	3,680 33	\$153.37 \$397.64	\$0.00 \$0.00	\$551.01	
10032789406762840	4511 FM 2668 UNIT 3 BAY CITY, TX 77414-3991	08/08/2022 09/06/2022	354 6	\$15.49 \$100.40	\$0.00 \$0.00	\$115.89	
10032789499566851	4511 FM 2668 UNIT 4 BAY CITY, TX 77414-3991	08/08/2022 09/06/2022	106 15	\$5.19 \$173.92	\$0.00 \$0.00	\$179.11	
10032789444026950	4511 FM 2668 UNIT 5 BAY CITY, TX 77414-3991	08/08/2022 09/06/2022	291 1	\$12.94 \$42.37	\$0.00 \$0.00	\$55.31	
10032789407891290	4511 FM 2668 UNIT 6 BAY CITY, TX 77414-3991	08/08/2022 09/06/2022	2,491 12	\$115.67 \$164.11	\$0.00 \$0.00	\$279.78	
10032789420168760	4511 FM 2668 UNIT 7 BAY CITY, TX 77414-3991	08/08/2022 09/06/2022	14 -	\$1.21 \$8.35	\$0.00 \$0.00	\$9.56	
10032789419038321	4511 FM 2668 UNIT 8 BAY CITY, TX 77414-3991	08/08/2022 09/06/2022	5 -	\$1.37 \$7.93	\$0.00 \$0.00	\$9.30	
10032789443561762	4511 FM 2668 UNIT 9 BAY CITY, TX 77414-3991	08/08/2022 09/06/2022	560 2	\$27.23 \$52.33	\$0.00 \$0.00	\$79.56	
10032789443561763	HAMMAN RD ODLT 400HPS AL BAY CITY, TX 77414	08/09/2022 09/07/2022	310 -	\$12.65 \$27.47	\$0.00 \$0.00	\$40.12	
10032789423558520	STATE HIGHWAY 60 STLG 250HPSA BAY CITY, TX 77414	08/23/2022 09/21/2022	104 -	\$4.10 \$14.52	\$0.00 \$0.00	\$18.62	
10032789459112270	2604 NICHOLS AVE BAY CITY, TX 77414-8958	08/08/2022 09/06/2022	2,836 10	\$125.21 \$144.19	\$0.00 \$0.00	\$269.40	
10032789479928771	3588 1/2 NICHOLS AVE BAY CITY, TX 77414-7383	08/08/2022 09/06/2022	57 -	\$2.29 \$7.69	\$0.00 \$0.00	\$9.98	
10032789485513550	NICHOLS AVE UNIT 250HPSA BAY CITY, TX 77414	08/10/2022 09/08/2022	520 -	\$20.93 \$66.61	\$0.00 \$0.00	\$87.54	
10032789485513552	NICHOLS AVE UNIT 400FLD1 BAY CITY, TX 77414	08/26/2022 09/26/2022	310 -	\$12.22 \$28.45	\$0.00 \$0.00	\$40.67	
10032789480469090	NICHOLS RD UNIT 250HPSA BAY CITY, TX 77414	08/10/2022 09/08/2022	208 -	\$8.36 \$27.50	\$0.00 \$0.00	\$35.86	
10032789461693261	FM 616 W BLESSING, TX 77419	08/30/2022 09/28/2022	39 -	\$1.50 \$6.71	\$0.00 \$0.00	\$8.21	
10032789402787492	FM 616 W STLG 250HPS BLESSING, TX 77419	08/30/2022 09/28/2022	832 -	\$32.17 \$106.39	\$0.00 \$0.00	\$138.56	

000043 225

Customer Name: MATAGORDA COUNTY
 Account Number: 100064844327
 Invoice Number: 056177557983
 Invoice Date: 10/01/2022

ESI ID Facility ID	Service Address	Start Service End Service	kWh Actual kW/kVA	Commercial TDU Charges	Commercial Taxes TDU Taxes	Total Charges	Flag
10032789478079271	AVENUE C UNIT PRKLITE BLESSING, TX 77419	08/30/2022 09/28/2022	363 1	\$14.49 \$24.08	\$0.00 \$0.00	\$38.57	
10032789436470608	139 FM 616 W STLG 250HPS BLESSING, TX 77419	08/26/2022 09/26/2022	104 -	\$4.02 \$14.52	\$0.00 \$0.00	\$18.54	
10032789461693260	FM 616 W UNIT COUNTY BLESSING, TX 77419	08/30/2022 09/28/2022	1,528 17	\$61.37 \$201.81	\$0.00 \$0.00	\$263.18	
10032789402787491	560 FM 616 W UNIT PARK BLESSING, TX 77419	08/30/2022 09/28/2022	768 35	\$32.17 \$406.50	\$0.00 \$0.00	\$438.67	
10032789497890130	201 FM 616 W UNIT SEWLIFT BLESSING, TX 77419	08/30/2022 09/28/2022	184 8	\$8.93 \$15.06	\$0.00 \$0.00	\$23.99	
10032789496744773	935 STREETLIGHT STLG 400MV BLESSING, TX 77419	08/29/2022 09/27/2022	290 -	\$11.21 \$35.87	\$0.00 \$0.00	\$47.08	
10032789496744772	932 STREETLIGHT UNIT 175MV BLESSING, TX 77419	08/29/2022 09/27/2022	70 -	\$2.70 \$10.96	\$0.00 \$0.00	\$13.66	
10032789482241440	FM 459 UNIT P43 EL MATON, TX 77440	08/11/2022 09/11/2022	141 -	\$5.69 \$14.35	\$0.00 \$0.00	\$20.04	
10032789476839781	190 AVENUE F ODLT 400HPS MARKHAM, TX 77456	08/19/2022 09/19/2022	155 -	\$6.11 \$13.98	\$0.00 \$0.00	\$20.09	
10032789426253880	190 AVENUE F UNIT ANNEX MARKHAM, TX 77456	08/19/2022 09/19/2022	273 2	\$11.15 \$21.43	\$0.00 \$0.00	\$32.58	
10032789476839780	190 AVENUE F UNIT COMM CNT MARKHAM, TX 77456	08/19/2022 09/19/2022	3,172 13	\$129.33 \$187.61	\$0.00 \$0.00	\$316.94	
10032789487564611	190 AVENUE F UNIT FIRESTA MARKHAM, TX 77456	08/19/2022 09/19/2022	866 -	\$35.25 \$51.32	\$0.00 \$0.00	\$86.57	
10032789461015050	190 AVENUE F UNIT JP OFF MARKHAM, TX 77456	08/19/2022 09/19/2022	1,166 -	\$47.17 \$66.44	\$0.00 \$0.00	\$113.61	
10032789427413670	1203 COUNTY ROAD 243 UNIT FIRESTA MATAGORDA, TX 77457	08/17/2022 09/15/2022	685 5	\$28.04 \$79.79	\$0.00 \$0.00	\$107.83	
10032789403973976	18 COUNTY ROAD 252 MATAGORDA, TX 77457	08/18/2022 09/18/2022	975 6	\$39.53 \$56.82	\$0.00 \$0.00	\$96.35	
10032789427542180	414 FISHER MATAGORDA, TX 77457	08/18/2022 09/18/2022	- -	\$0.00 \$7.68	\$0.00 \$0.00	\$7.68	
10032789494278861	OLD GULF RD UNIT STATION COLLECT STA MATAGORDA, TX 77457	08/16/2022 09/14/2022	41 -	\$1.60 \$9.75	\$0.00 \$0.00	\$11.35	
10032789495257641	115 LAUREL MATAGORDA, TX 77457	08/18/2022 09/18/2022	98 1	\$4.06 \$12.63	\$0.00 \$0.00	\$16.69	
10032789417127397	772 LAUREL SEASONAL METER MATAGORDA, TX 77457	08/18/2022 09/18/2022	- -	\$0.07 \$7.68	\$0.00 \$0.00	\$7.75	
10032789419199850	MAGNOLIA ST ODLT 150HPS MATAGORDA, TX 77457	08/18/2022 09/18/2022	57 -	\$2.25 \$7.74	\$0.00 \$0.00	\$9.99	
10032789414370120	487 MAGNOLIA ST UNIT COUNTY MATAGORDA, TX 77457	08/18/2022 09/18/2022	1,269 6	\$51.27 \$71.63	\$0.00 \$0.00	\$122.90	
10032789446568110	637 MARKET ST UNIT FIRESTA MATAGORDA, TX 77457	08/18/2022 09/18/2022	1,847 20	\$74.36 \$240.87	\$0.00 \$0.00	\$315.23	
10032789432664941	2 RIVER BEND ODLT 400HPS MATAGORDA, TX 77457	08/18/2022 09/18/2022	155 -	\$6.11 \$13.98	\$0.00 \$0.00	\$20.09	
10032789492176731	HIGHWAY 111 ODL MIDFIELD, TX 77458	08/04/2022 09/01/2022	104 -	\$4.08 \$10.51	\$0.00 \$0.00	\$14.59	
10032789459047060	110 JUNETTA AVE MIDFIELD, TX 77458	08/04/2022 09/01/2022	298 12	\$12.88 \$141.48	\$0.00 \$0.00	\$154.36	



Customer Name: MATAGORDA COUNTY
 Account Number: 100064844327
 Invoice Number: 056177557983
 Invoice Date: 10/01/2022

ESI ID Facility ID	Service Address	Start Service End Service	kWh Actual kW/kVA	Commercial TDU Charges	Commercial Taxes TDU Taxes	Total Charges	Flag
10032789459047081	110 JUNETTA ODLT 150HPS AL MIDFIELD, TX 77458	08/04/2022 09/01/2022	57 -	\$2.24 \$7.56	\$0.00 \$0.00	\$9.80	
10032789461418841	RAWLS ODL MIDFIELD, TX 77458	08/04/2022 09/01/2022	104 -	\$4.08 \$9.93	\$0.00 \$0.00	\$14.01	
10032789433412700	RAWLS UNIT FIRESTA MIDFIELD, TX 77458	08/04/2022 09/01/2022	3,680 10	\$156.65 \$152.67	\$0.00 \$0.00	\$309.32	
10032789441468646	955 STREETLIGHT STLG MIDFIELD, TX 77458	08/26/2022 09/26/2022	367 -	\$14.18 \$27.67	\$0.00 \$0.00	\$41.85	
10032789440808411	405 COMMERCE ST PALACIOS, TX 77465-5468	08/22/2022 09/20/2022	5,106 14	\$211.68 \$207.34	\$0.00 \$0.00	\$419.02	
10032789465240800	FM 521 ODLT 400HPS PALACIOS, TX 77465	08/12/2022 09/12/2022	155 -	\$6.13 \$13.50	\$0.00 \$0.00	\$19.63	
10032789474945242	25000 STATE HIGHWAY 35 S PALACIOS, TX 77465-1920	08/11/2022 09/11/2022	620 -	\$24.46 \$54.05	\$0.00 \$0.00	\$78.51	
10032789453394875	25000 STATE HIGHWAY 35 S UNIT OFFIC PALACIOS, TX 77465-1920	08/11/2022 09/11/2022	1,156 6	\$47.05 \$62.37	\$0.00 \$0.00	\$109.42	
10032789474945241	25000 STATE HIGHWAY 35 S UNIT P7 PALACIOS, TX 77465-1920	08/11/2022 09/11/2022	364 4	\$14.76 \$24.91	\$0.00 \$0.00	\$39.67	
1008901015815710800100	17817 WOOD PLEDGER, TX 77468-0000	08/16/2022 09/14/2022	1,390 13	\$55.24 \$126.66	\$0.00 \$0.00	\$181.90	
10032789412055530	FM 521 UNIT RR PARK WADSWORTH, TX 77483	08/18/2022 09/18/2022	312 -	\$12.31 \$40.76	\$0.00 \$0.00	\$53.07	
10032789420235651	2000 FM 521 ODLT 400HPS UNIT RR PARK WADSWORTH, TX 77483	08/16/2022 09/14/2022	310 -	\$12.22 \$27.99	\$0.00 \$0.00	\$40.21	
10032789420235652	2001 FM 521 ODLT 400HPS UNIT RR PARK WADSWORTH, TX 77483	08/16/2022 09/14/2022	155 -	\$6.11 \$13.98	\$0.00 \$0.00	\$20.09	

\$20,876.24

Flag Key
F - Final Bill
A - Adjusted Period
E - Estimated

Debits

Current Charges **\$20,876.24**

Customer Name: MATAGORDA COUNTY
 Account Number: 100064844327
 Invoice Number: 056177557983
 Invoice Date: 10/01/2022

ESI ID Detail:

Service Address:
 Product:

510

1700 7TH ST BAY CITY, TX 77414-5080
 Fixed Price

ESI ID: 10032789496308881

Meter ID	Days	Read Type	Previous Read Date	Previous Meter Read	Current Read Date	Current Meter Read	Multiplier	Usage (kWh)	Actual kW/kVA	Billed kW/kVA
558026869	30	Actual	08/30/2022	✓ 45,250	09/28/2022	45,795	192.00	104,640	202	201
TOTAL								104,640	202	201

Electric Service Commercial

Service Period: 08/30/2022 to 09/28/2022 ✓

TXU Energy Fixed Price

Base Usage	104,640 kWh @	\$ 0.0377995	\$3,955.34
Other Charges - June Anc Serv			\$120.93
Market Securitization (Debt) Financing			\$53.32
PUC Assessment			\$6.91
Gross Receipts Reimb			\$84.15

Total Commercial Charges \$4,220.65

Electric Service Distribution

Service Period: 08/30/2022 to 09/28/2022

Base Charge			\$2.02
Meter Charge			\$12.67
Distribution System Charge	201.2 kW @	\$ 4.869	\$979.64
Transmission Cost Recov Factor	201.2 kW @	\$ 4.174454	\$839.90
Distribution Cost Recovery	201.2 kW @	\$ 0.925306	\$186.17
Transition Charge (TC3)	201.2 kW @	\$ 0.794383	\$159.83
Storm Recovery Charge	201.2 kW @	\$ 0.318255	\$64.03
Storm Recovery Tax Credit	201.2 kW @	\$ 0.020105	\$4.05 CR
Regulatory Asset Recovery	201.2 kW @	\$ 0.052535	\$10.57
Energy Efficiency	104,640 kWh @	\$ 0.001142	\$119.50
PUC Assessment			\$3.59
Gross Receipts Reimb			\$43.74

Total Distribution Charges \$2,417.61

TOTAL CHARGES FOR ESI ID \$6,638.26



Customer Name: MATAGORDA COUNTY
Account Number: 100064844327
Invoice Number: 056177557983
Invoice Date: 10/01/2022

ESI ID Detail:

Service Address:
Product:

508

2200 7TH ST BAY CITY, TX 77414-5254
 Fixed Price

ESI ID: 10032789456726070

Meter ID	Days	Read Type	Previous Read Date	Previous Meter Read	Current Read Date	Current Meter Read	Multiplier	Usage (kWh)	Actual kW/kVA	Billed kW/kVA
558785152	29	Actual	08/04/2022	✓ 67,762	09/01/2022	68,562	40.00	32,000	101	101
TOTAL								32,000	101	101

Electric Service Commercial

Service Period: 08/04/2022 to 09/01/2022 ✓

TXU Energy Fixed Price

Base Usage	32,000 kWh @	\$ 0.0377995	\$1,209.58
Other Charges - April Anc Serv			\$0.04 CR
Other Charges - April Anc Serv			\$35.42
Other Charges - May Anc Serv			\$130.75
Market Securitization (Debt) Financing			\$0.53
PUC Assessment			\$2.30
Gross Receipts Reimb			\$28.04

Total Commercial Charges \$1,406.58

Electric Service Distribution

Service Period: 08/04/2022 to 09/01/2022

Base Charge			\$2.02
Meter Charge			\$12.67
Advanced Metering Charge			\$0.85
Distribution System Charge	100.7 kW @	\$ 4.869	\$490.31
Transmission Cost Recov Factor	100.7 kW @	\$ 4.258953	\$428.88
Distribution Cost Recovery	100.7 kW @	\$ 0.925306	\$93.18
Transition Charge (TC3)	100.7 kW @	\$ 0.794383	\$79.99
Storm Recovery Charge	100.7 kW @	\$ 0.318255	\$32.05
Storm Recovery Tax Credit	100.7 kW @	\$ 0.020105	\$2.02 CR
Regulatory Asset Recovery	100.7 kW @	\$ 0.052535	\$5.29
Energy Efficiency	32,000 kWh @	\$ 0.001142	\$36.54
PUC Assessment			\$1.79
Gross Receipts Reimb			\$21.76

Total Distribution Charges \$1,203.31

TOTAL CHARGES FOR ESI ID \$2,609.89 ✓

Customer Name: MATAGORDA COUNTY
 Account Number: 100064844327
 Invoice Number: 056177557983
 Invoice Date: 10/01/2022

ESI ID Detail:

508

Service Address: 2200 7TH ST UNIT FL BAY CITY, TX 77414-5264
 Product: Fixed Price

ESI ID: 10032789456726072

Meter ID	Days	Read Type	Previous Read Date	Previous Meter Read	Current Read Date	Current Meter Read	Multiplier	Usage (kWh)	Actual kW/kVA	Billed kW/kVA
7007055046SD	29	Actual	08/04/2022	0	09/01/2022	✓ 155	1.00	155	-	-
TOTAL								155	0	0

Electric Service Commercial

Service Period: 08/04/2022 to 09/01/2022 ✓

TXU Energy Fixed Price

Base Usage	155 kWh @	\$ 0.0377995	\$5.86
Other Charges - April Anc Serv			\$0.12
Other Charges - May Anc Serv			\$0.09
PUC Assessment			\$0.01
Gross Receipts Reimb			\$0.12

Total Commercial Charges \$6.20

Electric Service Distribution

Service Period: 08/04/2022 to 09/01/2022

Outdoor Lighting - Facilities			\$5.26
Distribution System Charge	155 kWh @	\$ 0.0210968	\$3.27
Transmission Cost Recov Factor	155 kWh @	\$ 0.0070323	\$1.09
Distribution Cost Recovery	155 kWh @	\$ 0.0081935	\$1.27
Transition Charge (TC3)	155 kWh @	\$ 0.0083226	\$1.29
Storm Recovery Charge	155 kWh @	\$ 0.0087097	\$1.35
Storm Recovery Tax Credit	155 kWh @	\$ 0.0005806	\$0.09 CR
Regulatory Asset Recovery	155 kWh @	\$ 0.0002581	\$0.04
PUC Assessment			\$0.02
Gross Receipts Reimb			\$0.22

Total Distribution Charges \$13.72

TOTAL CHARGES FOR ESI ID \$19.92 ✓



Customer Name: MATAGORDA COUNTY
 Account Number: 100064844327
 Invoice Number: 056177557983
 Invoice Date: 10/01/2022

ESI ID Detail:

Service Address:
 Product:

508

2200 7TH ST UNIT FL BAY CITY, TX 77414-5254
 Fixed Price

ESI ID: 10032789456726071

Meter ID	Days	Read Type	Previous Read Date	Previous Meter Read	Current Read Date	Current Meter Read	Multiplier	Usage (kWh)	Actual kW/kVA	Billed kW/kVA
7007055012SD	29	Actual	08/04/2022	0	09/01/2022	✓ 208	1.00	208	-	-
TOTAL								208	0	0

Electric Service Commercial

Service Period: 08/04/2022 to 09/01/2022 ✓

TXU Energy Fixed Price

Base Usage	208 kWh @	\$ 0.0377995	\$7.86
Other Charges - April Anc Serv			\$0.17
Other Charges - May Anc Serv			\$0.12
PUC Assessment			\$0.01
Gross Receipts Reimb			\$0.17

Total Commercial Charges \$8.33

Electric Service Distribution

Service Period: 08/04/2022 to 09/01/2022

Outdoor Lighting - Facilities			\$9.96
Distribution System Charge	208 kWh @	\$ 0.0210577	\$4.38
Transmission Cost Recov Factor	208 kWh @	\$ 0.0070192	\$1.46
Distribution Cost Recovery	208 kWh @	\$ 0.0082212	\$1.71
Transition Charge (TC3)	208 kWh @	\$ 0.0083173	\$1.73
Storm Recovery Charge	208 kWh @	\$ 0.00875	\$1.82
Storm Recovery Tax Credit	208 kWh @	\$ 0.0005769	\$0.12 CR
Regulatory Asset Recovery	208 kWh @	\$ 0.0002885	\$0.06
PUC Assessment			\$0.03
Gross Receipts Reimb			\$0.36

Total Distribution Charges \$21.39

TOTAL CHARGES FOR ESI ID \$29.72 ✓

Customer Name: MATAGORDA COUNTY
 Account Number: 100064844327
 Invoice Number: 056177557983
 Invoice Date: 10/01/2022

612

ESI ID Detail:

Service Address:
 Product:

NICHOLS AVE UNIT 400FLD2 BAY CITY, TX 77414
 Fixed Price

ESI ID: 10032789485513551

Meter ID	Days	Read Type	Previous Read Date	Previous Meter Read	Current Read Date	Current Meter Read	Multiplier	Usage (kWh)	Actual kW/kVA	Billed kW/kVA
7007116651SD	32	Actual	08/26/2022	0	09/26/2022	✓ 155	1.00	155	-	-
TOTAL								155	0	0

Electric Service Commercial

Service Period: 08/26/2022 to 09/26/2022 ✓

TXU Energy Fixed Price

Base Usage	155 kWh @	\$ 0.0377995	\$5.86
Other Charges - June Anc Serv			\$0.04
Market Securitization (Debt) Financing			\$0.08
PUC Assessment			\$0.01

Total Commercial Charges \$5.99

Electric Service Distribution

Service Period: 08/26/2022 to 09/26/2022

Outdoor Lighting - Facilities			\$5.26
Distribution System Charge	155 kWh @	\$ 0.0210968	\$3.27
Transmission Cost Recov Factor	155 kWh @	\$ 0.010129	\$1.57
Distribution Cost Recovery	155 kWh @	\$ 0.0081935	\$1.27
Transition Charge (TC3)	155 kWh @	\$ 0.0083226	\$1.29
Storm Recovery Charge	155 kWh @	\$ 0.0087097	\$1.35
Storm Recovery Tax Credit	155 kWh @	\$ 0.0005806	\$0.09 CR
Regulatory Asset Recovery	155 kWh @	\$ 0.0002581	\$0.04
PUC Assessment			\$0.02

Total Distribution Charges \$13.98

TOTAL CHARGES FOR ESI ID \$19.97 ✓



Customer Name: MATAGORDA COUNTY
 Account Number: 100064844327
 Invoice Number: 056177557983
 Invoice Date: 10/01/2022

ESI ID Detail:

Service Address: **512** 2323 AVENUE E BAY CITY, TX 77414-6001
 Product: Fixed Price

ESI ID: 10032789405892401

Meter ID	Days	Read Type	Previous Read Date	Previous Meter Read	Current Read Date	Current Meter Read	Multiplier	Usage (kWh)	Actual kW/kVA	Billed kW/kVA
7006958123SD	30	Actual	08/30/2022	0	09/28/2022	✓ 104	1.00	104	-	-
TOTAL								104	0	0

Electric Service Commercial

Service Period: 08/30/2022 to 09/28/2022 ✓

TXU Energy Fixed Price

Base Usage	104 kWh @	\$ 0.0377995	\$3.93
Other Charges - June Anc Serv			\$0.03
Market Securitization (Debt) Financing			\$0.05
PUC Assessment			\$0.01
Gross Receipts Reimb			\$0.08

Total Commercial Charges \$4.10

Electric Service Distribution

Service Period: 08/30/2022 to 09/28/2022

Outdoor Lighting - Facilities			\$4.98
Distribution System Charge	104 kWh @	\$ 0.0210577	\$2.19
Transmission Cost Recov Factor	104 kWh @	\$ 0.0100962	\$1.05
Distribution Cost Recovery	104 kWh @	\$ 0.0081731	\$0.85
Transition Charge (TC3)	104 kWh @	\$ 0.0083654	\$0.87
Storm Recovery Charge	104 kWh @	\$ 0.00875	\$0.91
Storm Recovery Tax Credit	104 kWh @	\$ 0.0005769	\$0.06 CR
Regulatory Asset Recovery	104 kWh @	\$ 0.0002885	\$0.03
PUC Assessment			\$0.02
Gross Receipts Reimb			\$0.18

Total Distribution Charges \$11.02

TOTAL CHARGES FOR ESI ID \$15.12 ✓

000043 625

Customer Name: MATAGORDA COUNTY
 Account Number: 100064844327
 Invoice Number: 056177557983
 Invoice Date: 10/01/2022

512

ESI ID Detail:

Service Address: 2323 AVENUE E BAY CITY, TX 77414-6001
 Product: Fixed Price

ESI ID: 10032789405892400

Meter ID	Days	Read Type	Previous Read Date	Previous Meter Read	Current Read Date	Current Meter Read	Multiplier	Usage (kWh)	Actual kW/kVA	Billed kW/kVA
558782187	30	Actual	08/30/2022	✓ 37,843	09/28/2022	38,197	192.00	67,968	119	119
TOTAL								67,968	119	119

Electric Service Commercial

Service Period: 08/30/2022 to 09/28/2022 ✓

TXU Energy Fixed Price

Base Usage	67,968 kWh @	\$ 0.0377995	\$2,569.16
Other Charges - June Anc Serv			\$75.02
Market Securitization (Debt) Financing			\$34.64
PUC Assessment			\$4.48
Gross Receipts Reimb			\$54.59

Total Commercial Charges \$2,737.89

Electric Service Distribution

Service Period: 08/30/2022 to 09/28/2022

Base Charge		\$2.02
Meter Charge		\$12.67
Distribution System Charge	119 kW @	\$ 4.869 \$579.41
Transmission Cost Recov Factor	119 kW @	\$ 4.174454 \$496.76
Distribution Cost Recovery	119 kW @	\$ 0.925306 \$110.11
Transition Charge (TC3)	119 kW @	\$ 0.794383 \$94.53
Storm Recovery Charge	119 kW @	\$ 0.318255 \$37.87
Storm Recovery Tax Credit	119 kW @	\$ 0.020105 \$2.39 CR
Regulatory Asset Recovery	119 kW @	\$ 0.052535 \$6.25
Energy Efficiency	67,968 kWh @	\$ 0.001142 \$77.62
PUC Assessment		\$2.15
Gross Receipts Reimb		\$26.13

Total Distribution Charges \$1,443.13

TOTAL CHARGES FOR ESI ID \$4,181.02 ✓



Customer Name: MATAGORDA COUNTY
Account Number: 100064844327
Invoice Number: 056177557983
Invoice Date: 10/01/2022

ESI ID Detail:

Service Address:
Product:

560

2308 AVENUE F BAY CITY, TX 77414-6045
 Fixed Price

ESI ID: 10032789485567631

Meter ID	Days	Read Type	Previous Read Date	Previous Meter Read	Current Read Date	Current Meter Read	Multiplier	Usage (kWh)	Actual kW/kVA	Billed kW/kVA
558782938	30	Actual	08/30/2022	✓ 18,843	09/28/2022	19,014	80.00	13,680	34	35
TOTAL								13,680	34	35

Electric Service Commercial

Service Period: 08/30/2022 to 09/28/2022 ✓

TXU Energy Fixed Price

Base Usage:	13,680 kWh @	\$ 0.0377995	\$517.10
Other Charges - June Anc Serv			\$19.39
Market Securitization (Debt) Financing			\$6.97
PUC Assessment			\$0.91
Gross Receipts Reimb			\$11.07

Total Commercial Charges \$555.44

Electric Service Distribution

Service Period: 08/30/2022 to 09/28/2022

Base Charge			\$2.02
Meter Charge			\$12.67
Distribution System Charge	34.5 kW @	\$ 4.869	\$167.98
Transmission Cost Recov Factor	34.5 kW @	\$ 4.174454	\$144.02
Distribution Cost Recovery	34.5 kW @	\$ 0.925306	\$31.92
Transition Charge (TC3)	34.5 kW @	\$ 0.794383	\$27.41
Storm Recovery Charge	34.5 kW @	\$ 0.318255	\$10.98
Storm Recovery Tax Credit	34.5 kW @	\$ 0.020105	\$0.69 CR
Regulatory Asset Recovery	34.5 kW @	\$ 0.052535	\$1.81
Energy Efficiency	13,680 kWh @	\$ 0.001142	\$15.62
PUC Assessment			\$0.63
Gross Receipts Reimb			\$7.65

Total Distribution Charges \$422.02

TOTAL CHARGES FOR ESI ID \$977.46 ✓

Customer Name: MATAGORDA COUNTY
 Account Number: 100064844327
 Invoice Number: 056177557983
 Invoice Date: 10/01/2022

6661

ESI ID Detail:

Service Address: 4511 FM 2668 UNIT 1 BAY CITY, TX 77414-3991
 Product: Fixed Price

ESI ID: 10032789419218250

Meter ID	Days	Read Type	Previous Read Date	Previous Meter Read	Current Read Date	Current Meter Read	Multiplier	Usage (kWh)	Actual kW/kVA	Billed kW/kVA
592403229	30	Actual	08/08/2022	64	09/06/2022	103	160.00	6,240	43	44
TOTAL								6,240	43	44

Electric Service Commercial

Service Period: 08/08/2022 to 09/06/2022 ✓

TXU Energy Fixed Price

Base Usage	6,240 kWh @	\$ 0.0377995	\$235.87
Other Charges - April Anc Serv			\$0.01 CR
Other Charges - April Anc Serv			\$9.22
Other Charges - June Anc Serv			\$8.84
Market Securitization (Debt) Financing			\$0.10
PUC Assessment			\$0.42

Total Commercial Charges \$254.44

Electric Service Distribution

Service Period: 08/08/2022 to 09/06/2022

Base Charge			\$2.02
Meter Charge			\$12.67
Advanced Metering Charge			\$0.85
Distribution System Charge	43.7 kW @	\$ 4.869	\$212.78
Transmission Cost Recov Factor	43.7 kW @	\$ 4.258953	\$186.12
Distribution Cost Recovery	43.7 kW @	\$ 0.925306	\$40.44
Transition Charge (TC3)	6,240 kWh @	\$ 0.008341	\$52.05
Storm Recovery Charge	100.6 kW @	\$ 0.318255	\$32.02
Storm Recovery Tax Credit	100.6 kW @	\$ 0.020105	\$2.02 CR
Regulatory Asset Recovery	43.7 kW @	\$ 0.052535	\$2.30
Energy Efficiency	6,240 kWh @	\$ 0.001142	\$7.13
PUC Assessment			\$0.77

Total Distribution Charges \$547.13

TOTAL CHARGES FOR ESI ID \$801.57 ✓



Customer Name: MATAGORDA COUNTY
 Account Number: 100064844327
 Invoice Number: 056177557983
 Invoice Date: 10/01/2022

ESI ID Detail:

Service Address:
 Product:

661

4511 FM 2668 UNIT 2 BAY CITY, TX 77414-3991
 Fixed Price

ESI ID: 10032789474465420

Meter ID	Days	Read Type	Previous Read Date	Previous Meter Read	Current Read Date	Current Meter Read	Multiplier	Usage (kWh)	Actual kW/kVA	Billed kW/kVA
558026845	30	Actual	08/08/2022	✓ 4,440	09/06/2022	4,486	80.00	3,680	33	33
TOTAL								3,680	33	33

Electric Service Commercial

Service Period: 08/08/2022 to 09/06/2022 ✓

TXU Energy Fixed Price

Base Usage	3,680 kWh @	\$ 0.0377995	\$139.10
Other Charges - April Anc Serv			\$0.82
Other Charges - May Anc Serv			\$8.81
Other Charges - June Anc Serv			\$4.32
Market Securitization (Debt) Financing			\$0.06
PUC Assessment			\$0.26

Total Commercial Charges \$153.37

Electric Service Distribution

Service Period: 08/08/2022 to 09/06/2022

Base Charge		\$2.02
Meter Charge		\$12.67
Advanced Metering Charge		\$0.85
Distribution System Charge	33 kW @	\$ 4.869 \$160.68
Transmission Cost Recov Factor	33 kW @	\$ 4.258953 \$140.55
Distribution Cost Recovery	33 kW @	\$ 0.925306 \$30.54
Transition Charge (TC3)	3,680 kWh @	\$ 0.008341 \$30.69
Storm Recovery Charge	44 kW @	\$ 0.318255 \$14.00
Storm Recovery Tax Credit	44 kW @	\$ 0.020105 \$0.88 CR
Regulatory Asset Recovery	33 kW @	\$ 0.052535 \$1.73
Energy Efficiency	3,680 kWh @	\$ 0.001142 \$4.20
PUC Assessment		\$0.59

Total Distribution Charges \$397.64

TOTAL CHARGES FOR ESI ID \$551.01 ✓

000043 8/25

Customer Name: MATAGORDA COUNTY
 Account Number: 100064844327
 Invoice Number: 056177557983
 Invoice Date: 10/01/2022

ESI ID Detail:

Service Address: 4511 FM 2688 UNIT 3 BAY CITY, TX 77414-3991
 Product: Fixed Price

ESI ID: 10032789406762840

661

Meter ID	Days	Read Type	Previous Read Date	Previous Meter Read	Current Read Date	Current Meter Read	Multiplier	Usage (kWh)	Actual kW/kVA	Billed kW/kVA
171155561	30	Actual	08/08/2022	✓ 3,802	09/06/2022	4,156	1.00	354	6	6
TOTAL								354	6	6

Electric Service Commercial

Service Period: 08/08/2022 to 09/06/2022 ✓

TXU Energy Fixed Price

Base Usage	354 kWh @	\$ 0.0377995	\$13.38
Other Charges - April Anc Serv			\$0.25
Other Charges - May Anc Serv			\$1.22
Other Charges - June Anc Serv			\$0.60
Market Securitization (Debt) Financing			\$0.01
PUC Assessment			\$0.03

Total Commercial Charges \$15.49

Electric Service Distribution

Service Period: 08/08/2022 to 09/06/2022

Base Charge			\$2.02
Meter Charge			\$12.67
Advanced Metering Charge			\$0.85
Distribution System Charge	5.6 kW @	\$ 4.869	\$27.27
Transmission Cost Recov Factor	5.6 kW @	\$ 4.258953	\$23.85
Distribution Cost Recovery	5.6 kW @	\$ 0.925306	\$5.18
Transition Charge (TC3)	25.4 kW @	\$ 0.794383	\$20.18
Storm Recovery Charge	25.4 kW @	\$ 0.318255	\$8.08
Storm Recovery Tax Credit	25.4 kW @	\$ 0.020105	\$0.51 CR
Regulatory Asset Recovery	5.6 kW @	\$ 0.052535	\$0.29
Energy Efficiency	354 kWh @	\$ 0.001142	\$0.40
PUC Assessment			\$0.12

Total Distribution Charges \$100.40

TOTAL CHARGES FOR ESI ID \$115.89 ✓



Customer Name: MATAGORDA COUNTY
 Account Number: 100064844327
 Invoice Number: 056177557983
 Invoice Date: 10/01/2022

ESI ID Detail:

Service Address: *661* 4511 FM 2668 UNIT 4 BAY CITY, TX 77414-3991 ESI ID: 10032789499566851
 Product: Fixed Price

Meter ID	Days	Read Type	Previous Read Date	Previous Meter Read	Current Read Date	Current Meter Read	Multiplier	Usage (kWh)	Actual kW/kVA	Billed kW/kVA
119431781	30	Actual	08/08/2022	✓ 20,096	09/06/2022	20,202	1.00	106	15	15
TOTAL								106	15	15

Electric Service Commercial

Service Period: 08/08/2022 to 09/06/2022 ✓

TXU Energy Fixed Price

Base Usage	106 kWh @	\$ 0.0377995	\$4.01
Other Charges - April Anc Serv			\$0.39
Other Charges - May Anc Serv			\$0.69
Other Charges - June Anc Serv			\$0.09
PUC Assessment			\$0.01

Total Commercial Charges \$5.19

Electric Service Distribution

Service Period: 08/08/2022 to 09/06/2022

Base Charge		\$2.02
Meter Charge		\$12.67
Advanced Metering Charge		\$0.85
Distribution System Charge	15.1 kW @	\$ 4.869
Transmission Cost Recov Factor	15.1 kW @	\$ 4.258953
Distribution Cost Recovery	15.1 kW @	\$ 0.925306
Transition Charge (TC3)	106 kWh @	\$ 0.008341
Storm Recovery Charge	15.1 kW @	\$ 0.318255
Storm Recovery Tax Credit	15.1 kW @	\$ 0.020105
Regulatory Asset Recovery	15.1 kW @	\$ 0.052535
Energy Efficiency	106 kWh @	\$ 0.001142
PUC Assessment		\$0.28

Total Distribution Charges \$173.92

TOTAL CHARGES FOR ESI ID \$179.11 ✓

Customer Name: MATAGORDA COUNTY
Account Number: 100064844327
Invoice Number: 056177557983
Invoice Date: 10/01/2022

661

ESI ID Detail:

Service Address: 4511 FM 2668 UNIT 5 BAY CITY, TX 77414-3991 **ESI ID:** 10032789444026850
Product: Fixed Price

Meter ID	Days	Read Type	Previous Read Date	Previous Meter Read	Current Read Date	Current Meter Read	Multiplier	Usage (kWh)	Actual kW/kVA	Billed kW/kVA
151900075	30	Actual	08/08/2022	✓ 16,044	09/06/2022	16,335	1.00	291	1	1
TOTAL								291	1	1

Electric Service Commercial
 Service Period: 08/08/2022 to 09/06/2022 ✓
 TXU Energy Fixed Price
 Base Usage 291 kWh @ \$ 0.0377995 \$11.00
 Other Charges - April Anc Serv \$0.23
 Other Charges - May Anc Serv \$1.22
 Other Charges - June Anc Serv \$0.47
 PUC Assessment \$0.02

Total Commercial Charges \$12.94

Electric Service Distribution
 Service Period: 08/08/2022 to 09/06/2022
 Base Charge \$2.02
 Meter Charge \$12.67
 Advanced Metering Charge \$0.85
 Distribution System Charge 0.5 kW @ \$ 4.869 \$2.43
 Transmission Cost Recov Factor 0.5 kW @ \$ 4.258953 \$2.13
 Distribution Cost Recovery 0.5 kW @ \$ 0.925306 \$0.46
 Transition Charge (TC3) 19.6 kW @ \$ 0.794383 \$15.57
 Storm Recovery Charge 19.6 kW @ \$ 0.318255 \$6.24
 Storm Recovery Tax Credit 19.6 kW @ \$ 0.020105 \$0.39 CR
 Regulatory Asset Recovery 0.5 kW @ \$ 0.052535 \$0.03
 Energy Efficiency 291 kWh @ \$ 0.001142 \$0.33
 PUC Assessment \$0.03

Total Distribution Charges \$42.37

TOTAL CHARGES FOR ESI ID \$55.31 ✓



Customer Name: MATAGORDA COUNTY
Account Number: 100064844327
Invoice Number: 056177557983
Invoice Date: 10/01/2022

ESI ID Detail:

Service Address: 4511 FM 2668 UNIT 6 BAY CITY, TX 77414-3991
Product: Fixed Price

ESI ID: 10032789407891290

Meter ID	Days	Read Type	Previous Read Date	Previous Meter Read	Current Read Date	Current Meter Read	Multiplier	Usage (kWh)	Actual kW/kVA	Billed kW/kVA
200574765	30	Actual	08/08/2022	✓ 21,116	09/06/2022	23,607	1.00	2,491	12	12
TOTAL								2,491	12	12

Electric Service Commercial
 Service Period: 08/08/2022 to 09/06/2022 ✓
 TXU Energy Fixed Price

Base Usage	2,491 kWh @	\$ 0.0377995	\$94.16
Other Charges - April Anc Serv			\$4.19
Other Charges - May Anc Serv			\$12.59
Other Charges - June Anc Serv			\$4.50
Market Securitization (Debt) Financing			\$0.04
PUC Assessment			\$0.19

Total Commercial Charges \$115.67

Electric Service Distribution
 Service Period: 08/08/2022 to 09/06/2022

Base Charge		\$2.02	
Meter Charge		\$12.67	
Advanced Metering Charge		\$0.85	
Distribution System Charge	11.5 kW @	\$ 4.869	\$55.99
Transmission Cost Recov Factor	11.5 kW @	\$ 4.258953	\$48.98
Distribution Cost Recovery	11.5 kW @	\$ 0.925306	\$10.64
Transition Charge (TC3)	2,491 kWh @	\$ 0.008341	\$20.78
Storm Recovery Charge	28.6 kW @	\$ 0.318255	\$9.10
Storm Recovery Tax Credit	28.6 kW @	\$ 0.020105	\$0.58 CR
Regulatory Asset Recovery	11.5 kW @	\$ 0.052535	\$0.60
Energy Efficiency	2,491 kWh @	\$ 0.001142	\$2.84
PUC Assessment			\$0.22

Total Distribution Charges \$164.11

TOTAL CHARGES FOR ESI ID \$279.78 ✓

000043 10235

Customer Name: MATAGORDA COUNTY
 Account Number: 100064844327
 Invoice Number: 056177557983
 Invoice Date: 10/01/2022

ESI ID Detail:

Service Address:

661

4511 FM 2668 UNIT 7 BAY CITY, TX 77414-3991

ESI ID: 10032789420166760

Product:

Fixed Price

Meter ID	Days	Read Type	Previous Read Date	Previous Meter Read	Current Read Date	Current Meter Read	Multiplier	Usage (kWh)	Actual kW/kVA	Billed kW/kVA
142588863	30	Actual	08/08/2022	✓ 2,001	09/06/2022	2,015	1.00	14	0	0
TOTAL								14	0	0

Electric Service Commercial

Service Period: 08/08/2022 to 09/06/2022 ✓

TXU Energy Fixed Price

Base Usage	14 kWh @	\$ 0.0377995	\$0.53
Other Charges - April Anc Serv			\$0.02
Other Charges - May Anc Serv			\$0.58
Other Charges - June Anc Serv			\$0.08

Total Commercial Charges \$1.21

Electric Service Distribution

Service Period: 08/08/2022 to 09/06/2022

Base Charge		\$1.40
Meter Charge		\$4.39
Advanced Metering Charge		\$1.88
Distribution System Charge	14 kWh @	\$ 0.021093 \$0.30
Transmission Cost Recov Factor	14 kWh @	\$ 0.007043 \$0.10
Distribution Cost Recovery	14 kWh @	\$ 0.008217 \$0.12
Transition Charge (TC3)	14 kWh @	\$ 0.008341 \$0.12
Storm Recovery Charge	14 kWh @	\$ 0.001446 \$0.02
Energy Efficiency	14 kWh @	\$ 0.001042 \$0.01
PUC Assessment		\$0.01

Total Distribution Charges \$8.35

TOTAL CHARGES FOR ESI ID \$9.56 ✓



Customer Name: MATAGORDA COUNTY
 Account Number: 100064844327
 Invoice Number: 056177557983
 Invoice Date: 10/01/2022

ESI ID Detail:

661

Service Address:

4511 FM 2668 UNIT 8 BAY CITY, TX 77414-3991

ESI ID: 10032789419036321

Product:

Fixed Price

Meter ID	Days	Read Type	Previous Read Date	Previous Meter Read	Current Read Date	Current Meter Read	Multiplier	Usage (kWh)	Actual kW/kVA	Billed kW/kVA
125243718	30	Actual	08/08/2022	✓ 11,452	09/06/2022	11,457	1.00	5	-	-
TOTAL								5	0	0

Electric Service Commercial

Service Period: 08/08/2022 to 09/06/2022 ✓

TXU Energy Fixed Price

Base Usage	5 kWh @	\$ 0.0377995	\$0.19
Other Charges - April Anc Serv			\$0.01
Other Charges - May Anc Serv			\$1.05
Other Charges - June Anc Serv			\$0.12

Total Commercial Charges \$1.37

Electric Service Distribution

Service Period: 08/08/2022 to 09/06/2022

Base Charge		\$1.40	
Meter Charge		\$4.39	
Advanced Metering Charge		\$1.88	
Distribution System Charge	5 kWh @	\$ 0.021093	\$0.11
Transmission Cost Recov Factor	5 kWh @	\$ 0.007043	\$0.04
Distribution Cost Recovery	5 kWh @	\$ 0.008217	\$0.04
Transition Charge (TC3)	5 kWh @	\$ 0.008341	\$0.04
Storm Recovery Charge	5 kWh @	\$ 0.001446	\$0.01
Energy Efficiency	5 kWh @	\$ 0.001042	\$0.01
PUC Assessment			\$0.01

Total Distribution Charges \$7.93

TOTAL CHARGES FOR ESI ID \$9.30 ✓

Customer Name: MATAGORDA COUNTY
 Account Number: 100064844327
 Invoice Number: 056177557983
 Invoice Date: 10/01/2022

ESI ID Detail:

Service Address:
 Product:

661

4511 FM 2668 UNIT 9 BAY CITY, TX 77414-3991
 Fixed Price

ESI ID: 10032789443561762

Meter ID	Days	Read Type	Previous Read Date	Previous Meter Read	Current Read Date	Current Meter Read	Multiplier	Usage (kWh)	Actual kW/kVA	Billed kW/kVA
590613354	30	Actual	08/08/2022	✓ 526	09/06/2022	540	40.00	560	2	3
TOTAL								560	2	3

Electric Service Commercial

Service Period: 08/08/2022 to 09/06/2022 ✓

TXU Energy Fixed Price

Base Usage	560 kWh @	\$ 0.0377995	\$21.17
Other Charges - April Anc Serv			\$0.68
Other Charges - May Anc Serv			\$4.32
Other Charges - June Anc Serv			\$1.00
Market Securitization (Debt) Financing			\$0.01
PUC Assessment			\$0.05

Total Commercial Charges \$27.23

Electric Service Distribution

Service Period: 08/08/2022 to 09/06/2022

Base Charge			\$2.02
Meter Charge			\$12.67
Advanced Metering Charge			\$0.85
Distribution System Charge	2.5 kW @	\$ 4.869	\$12.17
Transmission Cost Recov Factor	2.5 kW @	\$ 4.258953	\$10.65
Distribution Cost Recovery	2.5 kW @	\$ 0.925306	\$2.31
Transition Charge (TC3)	560 kWh @	\$ 0.008341	\$4.67
Storm Recovery Charge	20.6 kW @	\$ 0.318255	\$6.56
Storm Recovery Tax Credit	20.6 kW @	\$ 0.020105	-\$0.41 CR
Regulatory Asset Recovery	2.5 kW @	\$ 0.052535	\$0.13
Energy Efficiency	560 kWh @	\$ 0.001142	\$0.64
PUC Assessment			\$0.07

Total Distribution Charges \$52.33

TOTAL CHARGES FOR ESI ID \$79.56 ✓



Customer Name: MATAGORDA COUNTY
Account Number: 100064844327
Invoice Number: 056177557983
Invoice Date: 10/01/2022

ESI ID Detail:

Service Address:

Product:

ldel

HAMMAN RD ODLT 400HPS AL BAY CITY, TX 77414
 Fixed Price

ESI ID: 10032789443561763

Meter ID	Days	Read Type	Previous Read Date	Previous Meter Read	Current Read Date	Current Meter Read	Multiplier	Usage (kWh)	Actual kW/kVA	Billed kW/kVA
7005516394SD	30	Actual	08/09/2022	0	09/07/2022	✓ 310	1.00	310	-	-
TOTAL								310	0	0

Electric Service Commercial

Service Period: 08/09/2022 to 09/07/2022 ✓

TXU Energy Fixed Price

Base Usage	310 kWh @	\$ 0.0377995	\$11.72
Other Charges - April Anc Serv			\$0.24
Other Charges - May Anc Serv			\$0.18
Other Charges - June Anc Serv			\$0.08
Market Securitization (Debt) Financing			\$0.16
PUC Assessment			\$0.02
Gross Receipts Reimb			\$0.25

Total Commercial Charges \$12.65

Electric Service Distribution

Service Period: 08/09/2022 to 09/07/2022

Outdoor Lighting - Facilities			\$10.52
Distribution System Charge	310 kWh @	\$ 0.0210968	\$6.54
Transmission Cost Recov Factor	310 kWh @	\$ 0.0070323	\$2.18
Distribution Cost Recovery	310 kWh @	\$ 0.0082258	\$2.55
Transition Charge (TC3)	310 kWh @	\$ 0.0083548	\$2.59
Storm Recovery Charge	310 kWh @	\$ 0.0087419	\$2.71
Storm Recovery Tax Credit	310 kWh @	\$ 0.0005806	\$0.18 CR
Regulatory Asset Recovery	310 kWh @	\$ 0.0002581	\$0.08
PUC Assessment			\$0.04
Gross Receipts Reimb			\$0.44

Total Distribution Charges \$27.47

TOTAL CHARGES FOR ESI ID \$40.12 ✓

Customer Name: MATAGORDA COUNTY
Account Number: 100064844327
Invoice Number: 056177557983
Invoice Date: 10/01/2022

ESI ID Detail:

Service Address:
Product:

612

STATE HIGHWAY 60 STLG 250HPSA BAY CITY, TX 77414
 Fixed Price

ESI ID: 10032789423558520

Meter ID	Days	Read Type	Previous Read Date	Previous Meter Read	Current Read Date	Current Meter Read	Multiplier	Usage (kWh)	Actual kW/kVA	Billed kW/kVA
7006982603SD	30	Actual	08/23/2022	0	09/21/2022	✓ 104	1.00	104	-	-
TOTAL								104	0	0

Electric Service Commercial

Service Period: 08/23/2022 to 09/21/2022 ✓

TXU Energy Fixed Price

Base Usage	104 kWh @	\$ 0.0377995	\$3.93
Other Charges - April Anc Serv			\$0.08
Other Charges - June Anc Serv			\$0.03
Market Securitization (Debt) Financing			\$0.05
PUC Assessment			\$0.01

Total Commercial Charges \$4.10

Electric Service Distribution

Service Period: 08/23/2022 to 09/21/2022

Base Charge		\$1.40
Street Lighting - Facilities		\$7.66
Distribution System Charge	104 kWh @	\$ 0.0210577 \$2.19
Transmission Cost Recov Factor	104 kWh @	\$ 0.0100962 \$1.05
Distribution Cost Recovery	104 kWh @	\$ 0.0081731 \$0.85
Transition Charge (TC3)	104 kWh @	\$ 0.0045192 \$0.47
Storm Recovery Charge	104 kWh @	\$ 0.00875 \$0.91
Storm Recovery Tax Credit	104 kWh @	\$ 0.0005769 \$0.06 CR
Regulatory Asset Recovery	104 kWh @	\$ 0.0002885 \$0.03
PUC Assessment		\$0.02

Total Distribution Charges \$14.52

TOTAL CHARGES FOR ESI ID \$18.62 ✓



Customer Name: MATAGORDA COUNTY
Account Number: 100064844327
Invoice Number: 056177557983
Invoice Date: 10/01/2022

ESI ID Detail:

612

Service Address:
Product:

2604 NICHOLS AVE BAY CITY, TX 77414-6958
 Fixed Price

ESI ID: 10032789459112270

Meter ID	Days	Read Type	Previous Read Date	Previous Meter Read	Current Read Date	Current Meter Read	Multiplier	Usage (kWh)	Actual kW/kVA	Billed kW/kVA
122240792	30	Actual	08/08/2022	✓ 195,685	09/06/2022	198,521	1.00	2,836	10	0
TOTAL								2,836	10	0

Electric Service Commercial

Service Period: 08/08/2022 to 09/06/2022 ✓

TXU Energy Fixed Price

Base Usage	2,836 kWh @	\$ 0.0377995	\$107.20
Other Charges - April Anc Serv			\$1.98
Other Charges - May Anc Serv			\$9.00
Other Charges - June Anc Serv			\$4.28
Market Securitization (Debt) Financing			\$0.05
PUC Assessment			\$0.20
Gross Receipts Reimb			\$2.50

Total Commercial Charges \$125.21

Electric Service Distribution

Service Period: 08/08/2022 to 09/06/2022

Base Charge			\$1.40
Meter Charge			\$4.39
Advanced Metering Charge			\$1.88
Distribution System Charge	2,836 kWh @	\$ 0.021093	\$59.82
Transmission Cost Recov Factor	2,836 kWh @	\$ 0.007043	\$19.97
Distribution Cost Recovery	2,836 kWh @	\$ 0.008217	\$23.30
Transition Charge (TC3)	2,836 kWh @	\$ 0.008341	\$23.66
Storm Recovery Charge	2,836 kWh @	\$ 0.001446	\$4.10
Storm Recovery Tax Credit	2,836 kWh @	\$ 0.0001	\$0.28 CR
Regulatory Asset Recovery	2,836 kWh @	\$ 0.000171	\$0.48
Energy Efficiency	2,836 kWh @	\$ 0.001042	\$2.96
PUC Assessment			\$0.19
Gross Receipts Reimb			\$2.32

Total Distribution Charges \$144.19

TOTAL CHARGES FOR ESI ID \$269.40

Customer Name: MATAGORDA COUNTY
Account Number: 100064844327
Invoice Number: 056177557983
Invoice Date: 10/01/2022

ESI ID Detail:

612

Service Address: 3588 1/2 NICHOLS AVE BAY CITY, TX 77414-7383
Product: Fixed Price

ESI ID: 10032789479928771

Meter ID	Days	Read Type	Previous Read Date	Previous Meter Read	Current Read Date	Current Meter Read	Multiplier	Usage (kWh)	Actual kW/kVA	Billed kW/kVA
7005770635SD	30	Actual	08/08/2022	0	09/06/2022	57	1.00	57		-
TOTAL								57	0	0

Electric Service Commercial
 Service Period: 08/08/2022 to 09/06/2022 ✓

TXU Energy Fixed Price
 Base Usage 57 kWh @ \$ 0.0377995 \$2.15
 Other Charges - April Anc Serv \$0.04
 Other Charges - May Anc Serv \$0.03
 Other Charges - June Anc Serv \$0.02
 Gross Receipts Reimb \$0.05

Total Commercial Charges \$2.29

Electric Service Distribution

Service Period: 08/08/2022 to 09/06/2022
 Outdoor Lighting - Facilities \$4.51
 Distribution System Charge 57 kWh @ \$ 0.0210526 \$1.20
 Transmission Cost Recov Factor 57 kWh @ \$ 0.0070175 \$0.40
 Distribution Cost Recovery 57 kWh @ \$ 0.0082456 \$0.47
 Transition Charge (TC3) 57 kWh @ \$ 0.0084211 \$0.48
 Storm Recovery Charge 57 kWh @ \$ 0.0087719 \$0.50
 Storm Recovery Tax Credit 57 kWh @ \$ 0.0005263 \$0.03 CR
 Regulatory Asset Recovery 57 kWh @ \$ 0.0003509 \$0.02
 PUC Assessment \$0.01
 Gross Receipts Reimb \$0.13

Total Distribution Charges \$7.69

TOTAL CHARGES FOR ESI ID \$9.98 ✓



Customer Name: MATAGORDA COUNTY
 Account Number: 100064844327
 Invoice Number: 056177557983
 Invoice Date: 10/01/2022

ESI ID Detail:

Service Address:
 Product:

6612

NICHOLS AVE UNIT 250HPSA BAY CITY, TX 77414
 Fixed Price

ESI ID: 10032789485513550

Meter ID	Days	Read Type	Previous Read Date	Previous Meter Read	Current Read Date	Current Meter Read	Multiplier	Usage (kWh)	Actual kW/kVA	Billed kW/kVA
7007116623SD	30	Actual	08/10/2022	0	09/08/2022	✓ 520	1.00	520		
TOTAL								520	0	0

Electric Service Commercial

Service Period: 08/10/2022 to 09/08/2022 ✓

TXU Energy Fixed Price

Base Usage	520 kWh @	\$ 0.0377995	\$19.66
Other Charges - April Anc Serv			\$0.41
Other Charges - June Anc Serv			\$0.14
Market Securitization (Debt) Financing			\$0.27
PUC Assessment			\$0.03
Gross Receipts Reimb			\$0.42

Total Commercial Charges \$20.93

Electric Service Distribution

Service Period: 08/10/2022 to 09/08/2022

Base Charge		\$1.40
Street Lighting - Facilities		\$38.30
Distribution System Charge	520 kWh @	\$ 0.0210962 \$10.97
Transmission Cost Recov Factor	520 kWh @	\$ 0.0070385 \$3.66
Distribution Cost Recovery	520 kWh @	\$ 0.0082115 \$4.27
Transition Charge (TC3)	520 kWh @	\$ 0.0044808 \$2.33
Storm Recovery Charge	520 kWh @	\$ 0.0087308 \$4.54
Storm Recovery Tax Credit	520 kWh @	\$ 0.0005577 \$0.29 CR
Regulatory Asset Recovery	520 kWh @	\$ 0.0002692 \$0.14
PUC Assessment		\$0.10
Gross Receipts Reimb		\$1.19

Total Distribution Charges \$66.61

TOTAL CHARGES FOR ESI ID \$87.54

Customer Name: MATAGORDA COUNTY
 Account Number: 100064844327
 Invoice Number: 056177557983
 Invoice Date: 10/01/2022

ESI ID Detail:

Service Address: **612** NICHOLS AVE UNIT 400FLD1 BAY CITY, TX 77414
 Product: Fixed Price

ESI ID: 10032789485513552

Meter ID	Days	Read Type	Previous Read Date	Previous Meter Read	Current Read Date	Current Meter Read	Multiplier	Usage (kWh)	Actual kW/kVA	Billed kW/kVA
7007116680SD	32	Actual	08/26/2022	0	09/26/2022	✓ 310	1.00	310	-	-
TOTAL								310	0	0

Electric Service Commercial

Service Period: 08/26/2022 to 09/26/2022 ✓

TXU Energy Fixed Price

Base Usage	310 kWh @	\$ 0.0377995	\$11.72
Other Charges - June Anc Serv			\$0.08
Market Securitization (Debt) Financing			\$0.16
PUC Assessment			\$0.02
Gross Receipts Reimb			\$0.24

Total Commercial Charges \$12.22

Electric Service Distribution

Service Period: 08/26/2022 to 09/26/2022

Outdoor Lighting - Facilities			\$10.52
Distribution System Charge	310 kWh @	\$ 0.0210968	\$6.54
Transmission Cost Recov Factor	310 kWh @	\$ 0.010129	\$3.14
Distribution Cost Recovery	310 kWh @	\$ 0.0082258	\$2.55
Transition Charge (TC3)	310 kWh @	\$ 0.0083548	\$2.59
Storm Recovery Charge	310 kWh @	\$ 0.0087419	\$2.71
Storm Recovery Tax Credit	310 kWh @	\$ 0.0005806	\$0.18 CR
Regulatory Asset Recovery	310 kWh @	\$ 0.0002581	\$0.08
PUC Assessment			\$0.04
Gross Receipts Reimb			\$0.46

Total Distribution Charges \$28.45

TOTAL CHARGES FOR ESI ID \$40.67 ✓



Customer Name: MATAGORDA COUNTY
Account Number: 100064844327
Invoice Number: 056177557983
Invoice Date: 10/01/2022

ESI ID Detail:

Service Address: 661 NICHOLS RD UNIT 250HPSA BAY CITY, TX 77414
Product: Fixed Price

ESI ID: 10032789480469090

Meter ID	Days	Read Type	Previous Read Date	Previous Meter Read	Current Read Date	Current Meter Read	Multiplier	Usage (kWh)	Actual kW/kVA	Billed kW/kVA
7007112012SD	30	Actual	08/10/2022	0	09/08/2022	✓ 208	1.00	208	-	-
TOTAL								208	0	0

Electric Service Commercial

Service Period: 08/10/2022 to 09/08/2022 ✓

TXU Energy Fixed Price

Base Usage	208 kWh @	\$ 0.0377995	\$7.86
Other Charges - April Anc Serv			\$0.16
Other Charges - June Anc Serv			\$0.06
Market Securitization (Debt) Financing			\$0.10
PUC Assessment			\$0.01
Gross Receipts Reimb			\$0.17

Total Commercial Charges \$8.36

Electric Service Distribution

Service Period: 08/10/2022 to 09/08/2022

Base Charge			\$1.40
Street Lighting - Facilities			\$15.32
Distribution System Charge	208 kWh @	\$ 0.0211058	\$4.39
Transmission Cost Recov Factor	208 kWh @	\$ 0.0070192	\$1.46
Distribution Cost Recovery	208 kWh @	\$ 0.0082212	\$1.71
Transition Charge (TC3)	208 kWh @	\$ 0.0044712	\$0.93
Storm Recovery Charge	208 kWh @	\$ 0.00875	\$1.82
Storm Recovery Tax Credit	208 kWh @	\$ 0.0005769	\$0.12 CR
Regulatory Asset Recovery	208 kWh @	\$ 0.0002885	\$0.06
PUC Assessment			\$0.04
Gross Receipts Reimb			\$0.49

Total Distribution Charges \$27.50

TOTAL CHARGES FOR ESI ID \$35.86 ✓

Customer Name: MATAGORDA COUNTY
 Account Number: 100064844327
 Invoice Number: 056177557983
 Invoice Date: 10/01/2022

ESI ID Detail:

615

Service Address:
 Product:

FM 616 W BLESSING, TX 77419
 Fixed Price

ESI ID: 10032789461693261

Meter ID	Days	Read Type	Previous Read Date	Previous Meter Read	Current Read Date	Current Meter Read	Multiplier	Usage (kWh)	Actual kW/kVA	Billed kW/kVA
7007074015SD	30	Actual	08/30/2022	0	09/28/2022	39	1.00	39		
TOTAL								39	0	0

Electric Service Commercial

Service Period: 08/30/2022 to 09/28/2022 ✓

TXU Energy Fixed Price

Base Usage	39 kWh @	\$ 0.0377995	\$1.47
Other Charges - June Anc Serv			\$0.01
Market Securitization (Debt) Financing			\$0.02

Total Commercial Charges \$1.50

Electric Service Distribution

Service Period: 08/30/2022 to 09/28/2022

Outdoor Lighting - Facilities			\$4.51
Distribution System Charge	39 kWh @	\$ 0.0210256	\$0.82
Transmission Cost Recov Factor	39 kWh @	\$ 0.01	\$0.39
Distribution Cost Recovery	39 kWh @	\$ 0.0082051	\$0.32
Transition Charge (TC3)	39 kWh @	\$ 0.0084615	\$0.33
Storm Recovery Charge	39 kWh @	\$ 0.0087179	\$0.34
Storm Recovery Tax Credit	39 kWh @	\$ 0.0005128	\$0.02 CR
Regulatory Asset Recovery	39 kWh @	\$ 0.0002564	\$0.01
PUC Assessment			\$0.01

Total Distribution Charges \$6.71

TOTAL CHARGES FOR ESI ID \$8.21 ✓



Customer Name: MATAGORDA COUNTY
Account Number: 100064844327
Invoice Number: 056177557983
Invoice Date: 10/01/2022

ESI ID Detail:

Service Address:
Product:

615

FM 616 W STLG 250HPS BLESSING, TX 77419
 Fixed Price

ESI ID: 10032789402787492

Meter ID	Days	Read Type	Previous Read Date	Previous Meter Read	Current Read Date	Current Meter Read	Multiplier	Usage (kWh)	Actual kW/kVA	Billed kW/kVA
7006972189SD	30	Actual	08/30/2022	0	09/28/2022	✓ 832	1.00	832	0	0
TOTAL								832	0	0

Electric Service Commercial

Service Period: 08/30/2022 to 09/28/2022 ✓

TXU Energy Fixed Price

Base Usage	832 kWh @	\$ 0.0377995	\$31.45
Other Charges - June Anc Serv			\$0.24
Market Securitization (Debt) Financing			\$0.43
PUC Assessment			\$0.05

Total Commercial Charges \$32.17

Electric Service Distribution

Service Period: 08/30/2022 to 09/28/2022

Base Charge		\$1.40
Street Lighting - Facilities		\$61.28
Distribution System Charge	832 kWh @	\$ 0.0210938 \$17.55
Transmission Cost Recov Factor	832 kWh @	\$ 0.0101202 \$8.42
Distribution Cost Recovery	832 kWh @	\$ 0.0082212 \$6.84
Transition Charge (TC3)	832 kWh @	\$ 0.0044832 \$3.73
Storm Recovery Charge	832 kWh @	\$ 0.008726 \$7.26
Storm Recovery Tax Credit	832 kWh @	\$ 0.0005649 \$0.47 CR
Regulatory Asset Recovery	832 kWh @	\$ 0.0002644 \$0.22
PUC Assessment		\$0.16

Total Distribution Charges \$106.39

TOTAL CHARGES FOR ESI ID \$138.56 ✓

Customer Name: MATAGORDA COUNTY
Account Number: 100064844327
Invoice Number: 056177557983
Invoice Date: 10/01/2022

ESI ID Detail:

Service Address:

615

AVENUE C UNIT PRKLITE BLESSING, TX 77419

ESI ID: 10032789478079271

Product:

Fixed Price

Meter ID	Days	Read Type	Previous Read Date	Previous Meter Read	Current Read Date	Current Meter Read	Multiplier	Usage (kWh)	Actual kW/kVA	Billed kW/kVA
144074530	30	Actual	08/30/2022	✓ 15,321	09/28/2022	15,684	1.00	363	1	0
TOTAL								363	1	0

Electric Service Commercial

Service Period: 08/30/2022 to 09/28/2022 ✓

TXU Energy Fixed Price

Base Usage	363 kWh @	\$ 0.0377995	\$13.72
Other Charges - June Anc Serv			\$0.56
Market Securitization (Debt) Financing			\$0.19
PUC Assessment			\$0.02

Total Commercial Charges **\$14.49**

Electric Service Distribution

Service Period: 08/30/2022 to 09/28/2022

Base Charge		\$1.40
Meter Charge		\$4.39
Distribution System Charge	363 kWh @	\$ 0.021093 \$7.66
Transmission Cost Recov Factor	363 kWh @	\$ 0.010116 \$3.67
Distribution Cost Recovery	363 kWh @	\$ 0.008217 \$2.98
Transition Charge (TC3)	363 kWh @	\$ 0.008341 \$3.03
Storm Recovery Charge	363 kWh @	\$ 0.001446 \$0.52
Storm Recovery Tax Credit	363 kWh @	\$ 0.0001 \$0.04 CR
Regulatory Asset Recovery	363 kWh @	\$ 0.000171 \$0.06
Energy Efficiency	363 kWh @	\$ 0.001042 \$0.38
PUC Assessment		\$0.03

Total Distribution Charges **\$24.08**

TOTAL CHARGES FOR ESI ID **\$38.57** ✓



Customer Name: MATAGORDA COUNTY
Account Number: 100064844327
Invoice Number: 056177557983
Invoice Date: 10/01/2022

ESI ID Detail:

615

Service Address: 139 FM 616 W STLG 250HPS BLESSING, TX 77419
Product: Fixed Price

ESI ID: 10032789436470608

Meter ID	Days	Read Type	Previous Read Date	Previous Meter Read	Current Read Date	Current Meter Read	Multiplier	Usage (kWh)	Actual kW/kVA	Billed kW/kVA
7005470886SD	32	Actual	08/26/2022	0	09/26/2022	104	1.00	104	0	-
TOTAL								104	0	0

Electric Service Commercial

Service Period: 08/26/2022 to 09/26/2022 ✓

TXU Energy Fixed Price

Base Usage	104 kWh @	\$ 0.0377995	\$3.93
Other Charges - June Anc Serv			\$0.03
Market Securitization (Debt) Financing			\$0.05
PUC Assessment			\$0.01

Total Commercial Charges \$4.02

Electric Service Distribution

Service Period: 08/26/2022 to 09/26/2022

Base Charge		\$1.40	
Street Lighting - Facilities		\$7.66	
Distribution System Charge	104 kWh @	\$ 0.0210577	\$2.19
Transmission Cost Recov Factor	104 kWh @	\$ 0.0100962	\$1.05
Distribution Cost Recovery	104 kWh @	\$ 0.0081731	\$0.85
Transition Charge (TC3)	104 kWh @	\$ 0.0045192	\$0.47
Storm Recovery Charge	104 kWh @	\$ 0.00875	\$0.91
Storm Recovery Tax Credit	104 kWh @	\$ 0.0005769	\$0.06 CR
Regulatory Asset Recovery	104 kWh @	\$ 0.0002885	\$0.03
PUC Assessment		\$0.02	

Total Distribution Charges \$14.52

TOTAL CHARGES FOR ESI ID \$18.54 ✓

Customer Name: MATAGORDA COUNTY
 Account Number: 100064844327
 Invoice Number: 056177557983
 Invoice Date: 10/01/2022

ESI ID Detail:

Service Address: **615** FM 616 W UNIT COUNTY BLESSING, TX 77419
 Product: Fixed Price

ESI ID: 10032789461693260

Meter ID	Days	Read Type	Previous Read Date	Previous Meter Read	Current Read Date	Current Meter Read	Multiplier	Usage (kWh)	Actual kW/kVA	Billed kW/kVA
161176296	30	Actual	08/30/2022	✓ 23,478	09/28/2022	25,006	1.00	1,528	17	17
TOTAL								1,528	17	17

Electric Service Commercial

Service Period: 08/30/2022 to 09/28/2022 ✓

TXU Energy Fixed Price

Base Usage	1,528 kWh @	\$ 0.0377995	\$57.76
Other Charges - June Anc Serv			\$2.73
Market Securitization (Debt) Financing			\$0.78
PUC Assessment			\$0.10

Total Commercial Charges \$61.37

Electric Service Distribution

Service Period: 08/30/2022 to 09/28/2022

Base Charge			\$2.02
Meter Charge			\$12.67
Distribution System Charge	16.7 kW @	\$ 4.869	\$81.31
Transmission Cost Recov Factor	16.7 kW @	\$ 4.174454	\$69.71
Distribution Cost Recovery	16.7 kW @	\$ 0.925306	\$15.45
Transition Charge (TC3)	1,528 kWh @	\$ 0.008341	\$12.75
Storm Recovery Charge	16.7 kW @	\$ 0.318255	\$5.31
Storm Recovery Tax Credit	16.7 kW @	\$ 0.020105	\$0.34 CR
Regulatory Asset Recovery	16.7 kW @	\$ 0.052535	\$0.88
Energy Efficiency	1,528 kWh @	\$ 0.001142	\$1.74
PUC Assessment			\$0.31

Total Distribution Charges \$201.81

TOTAL CHARGES FOR ESI ID \$263.18 ✓



Customer Name: MATAGORDA COUNTY
Account Number: 100064844327
Invoice Number: 056177557983
Invoice Date: 10/01/2022

ESI ID Detail:

Service Address:
Product:

615

560 FM 616 W UNIT PARK BLESSING, TX 77419
 Fixed Price

ESI ID: 10032789402787491

Meter ID	Days	Read Type	Previous Read Date	Previous Meter Read	Current Read Date	Current Meter Read	Multiplier	Usage (kWh)	Actual kW/kVA	Billed kW/kVA
558783656	30	Actual	08/30/2022	✓ 1,048	09/28/2022	1,052	192.00	768	35	34
TOTAL								768	35	34

Electric Service Commercial

Service Period: 08/30/2022 to 09/28/2022 ✓

TXU Energy Fixed Price

Base Usage	768 kWh @	\$ 0.0377995	\$29.03
Other Charges - June Anc Serv			\$2.70
Market Securitization (Debt) Financing			\$0.39
PUC Assessment			\$0.05

Total Commercial Charges \$32.17

Electric Service Distribution

Service Period: 08/30/2022 to 09/28/2022

Base Charge			\$2.02
Meter Charge			\$12.67
Distribution System Charge	33.8 kW @	\$ 4.869	\$164.57
Transmission Cost Recov Factor	33.8 kW @	\$ 4.174454	\$141.10
Distribution Cost Recovery	33.8 kW @	\$ 0.925306	\$31.28
Transition Charge (TC3)	768 kWh @	\$ 0.008341	\$6.41
Storm Recovery Charge	151.6 kW @	\$ 0.318255	\$48.25
Storm Recovery Tax Credit	151.6 kW @	\$ 0.020105	\$3.05 CR
Regulatory Asset Recovery	33.8 kW @	\$ 0.052535	\$1.78
Energy Efficiency	768 kWh @	\$ 0.001142	\$0.88
PUC Assessment			\$0.59

Total Distribution Charges \$406.50

TOTAL CHARGES FOR ESI ID \$438.67 ✓

Customer Name: MATAGORDA COUNTY
 Account Number: 100064844327
 Invoice Number: 056177557983
 Invoice Date: 10/01/2022

615

ESI ID Detail:

Service Address: 201 FM 616 W UNIT SEWLIFT BLESSING, TX 77419
 Product: Fixed Price

ESI ID: 10032789497890130

Meter ID	Days	Read Type	Previous Read Date	Previous Meter Read	Current Read Date	Current Meter Read	Multiplier	Usage (kWh)	Actual kW/kVA	Billed kW/kVA
119426810	30	Actual	08/30/2022	✓ 55,613	09/28/2022	55,797	1.00	184	8	0
TOTAL								184	8	0

Electric Service Commercial

Service Period: 08/30/2022 to 09/28/2022 ✓

TXU Energy Fixed Price

Base Usage	184 kWh @	\$ 0.0377995	\$6.96
Other Charges - June Anc Serv			\$1.87
Market Securitization (Debt) Financing			\$0.09
PUC Assessment			\$0.01

Total Commercial Charges \$8.93

Electric Service Distribution

Service Period: 08/30/2022 to 09/28/2022

Base Charge			\$1.40
Meter Charge			\$4.39
Distribution System Charge	184 kWh @	\$ 0.021093	\$3.88
Transmission Cost Recov Factor	184 kWh @	\$ 0.010116	\$1.86
Distribution Cost Recovery	184 kWh @	\$ 0.008217	\$1.51
Transition Charge (TC3)	184 kWh @	\$ 0.008341	\$1.53
Storm Recovery Charge	184 kWh @	\$ 0.001446	\$0.27
Storm Recovery Tax Credit	184 kWh @	\$ 0.0001	\$0.02 CR
Regulatory Asset Recovery	184 kWh @	\$ 0.000171	\$0.03
Energy Efficiency	184 kWh @	\$ 0.001042	\$0.19
PUC Assessment			\$0.02

Total Distribution Charges \$15.06

TOTAL CHARGES FOR ESI ID \$23.99 ✓



Customer Name: MATAGORDA COUNTY
Account Number: 100064844327
Invoice Number: 056177557983
Invoice Date: 10/01/2022

ESI ID Detail:

Service Address: 935 STREETLIGHT STLG 400MV BLESSING, TX 77419
Product: Fixed Price

ESI ID: 10032789496744773

615

Meter ID	Days	Read Type	Previous Read Date	Previous Meter Read	Current Read Date	Current Meter Read	Multiplier	Usage (kWh)	Actual kW/kVA	Billed kW/kVA
7005911722MV	30	Actual	08/29/2022	0	09/27/2022	✓ 290	1.00	290	-	-
TOTAL								290	0	0

Electric Service Commercial

Service Period: 08/29/2022 to 09/27/2022 ✓

TXU Energy Fixed Price

Base Usage	290 kWh @	\$ 0.0377995	\$10.96
Other Charges - June Anc Serv			\$0.08
Market Securitization (Debt) Financing			\$0.15
PUC Assessment			\$0.02

Total Commercial Charges \$11.21

Electric Service Distribution

Service Period: 08/29/2022 to 09/27/2022

Base Charge			\$1.40
Street Lighting - Facilities			\$19.24
Distribution System Charge	290 kWh @	\$ 0.0211034	\$6.12
Transmission Cost Recov Factor	290 kWh @	\$ 0.0101034	\$2.93
Distribution Cost Recovery	290 kWh @	\$ 0.0082069	\$2.38
Transition Charge (TC3)	290 kWh @	\$ 0.0044828	\$1.30
Storm Recovery Charge	290 kWh @	\$ 0.0087241	\$2.53
Storm Recovery Tax Credit	290 kWh @	\$ 0.0005517	\$0.16 CR
Regulatory Asset Recovery	290 kWh @	\$ 0.0002759	\$0.08
PUC Assessment			\$0.05

Total Distribution Charges \$35.87

TOTAL CHARGES FOR ESI ID \$47.08 ✓

Customer Name: MATAGORDA COUNTY
 Account Number: 100064844327
 Invoice Number: 056177557983
 Invoice Date: 10/01/2022

ESI ID Detail:

Service Address:
 Product:

615

932 STREETLIGHT UNIT 175MV BLESSING, TX 77419
 Fixed Price

ESI ID: 10032789496744772

Meter ID	Days	Read Type	Previous Read Date	Previous Meter Read	Current Read Date	Current Meter Read	Multiplier	Usage (kWh)	Actual kW/kVA	Billed kW/kVA
7007144530MV	30	Actual	08/29/2022	0	09/27/2022	✓ 70	1.00	70	-	-
TOTAL								70	0	0

Electric Service Commercial

Service Period: 08/29/2022 to 09/27/2022 ✓

TXU Energy Fixed Price

Base Usage	70 kWh @	\$ 0.0377995	\$2.65
Other Charges - June Anc Serv			\$0.02
Market Securitization (Debt) Financing			\$0.03

Total Commercial Charges \$2.70

Electric Service Distribution

Service Period: 08/29/2022 to 09/27/2022

Base Charge		\$1.40
Street Lighting - Facilities		\$5.87
Distribution System Charge	70 kWh @	\$ 0.0211429 \$1.48
Transmission Cost Recov Factor	70 kWh @	\$ 0.0101429 \$0.71
Distribution Cost Recovery	70 kWh @	\$ 0.0082857 \$0.58
Transition Charge (TC3)	70 kWh @	\$ 0.0044286 \$0.31
Storm Recovery Charge	70 kWh @	\$ 0.0087143 \$0.61
Storm Recovery Tax Credit	70 kWh @	\$ 0.0005714 \$0.04 CR
Regulatory Asset Recovery	70 kWh @	\$ 0.0002857 \$0.02
PUC Assessment		\$0.02

Total Distribution Charges \$10.96

TOTAL CHARGES FOR ESI ID \$13.66 ✓



Customer Name: MATAGORDA COUNTY
 Account Number: 100064844327
 Invoice Number: 056177557983
 Invoice Date: 10/01/2022

ESI ID Detail:

595

Service Address:

FM 459 UNIT P43 EL MATON, TX 77440

ESI ID: 10032789482241440

Product:

Fixed Price

Meter ID	Days	Read Type	Previous Read Date	Previous Meter Read	Current Read Date	Current Meter Read	Multiplier	Usage (kWh)	Actual kW/kVA	Billed kW/kVA
169715859	32	Actual	08/11/2022	✓ 1,243	09/11/2022	1,384	1.00	141	-	-
TOTAL								141	0	0

Electric Service Commercial

Service Period: 08/11/2022 to 09/11/2022 ✓

TXU Energy Fixed Price

Base Usage	141 kWh @	\$ 0.0377995	\$5.33
Other Charges - April Anc Serv			\$0.11
Other Charges - June Anc Serv			\$0.17
Market Securitization (Debt) Financing			\$0.07
PUC Assessment			\$0.01

Total Commercial Charges \$5.69

Electric Service Distribution

Service Period: 08/11/2022 to 09/11/2022

Base Charge		\$1.40
Meter Charge		\$4.39
Advanced Metering Charge		\$1.88
Distribution System Charge	141 kWh @	\$ 0.021093 \$2.97
Transmission Cost Recov Factor	141 kWh @	\$ 0.007043 \$0.99
Distribution Cost Recovery	141 kWh @	\$ 0.008217 \$1.16
Transition Charge (TC3)	141 kWh @	\$ 0.008341 \$1.18
Storm Recovery Charge	141 kWh @	\$ 0.001446 \$0.20
Storm Recovery Tax Credit	141 kWh @	\$ 0.0001 \$0.01 CR
Regulatory Asset Recovery	141 kWh @	\$ 0.000171 \$0.02
Energy Efficiency	141 kWh @	\$ 0.001042 \$0.15
PUC Assessment		\$0.02

Total Distribution Charges \$14.35

TOTAL CHARGES FOR ESI ID \$20.04 ✓

Customer Name: MATAGORDA COUNTY
 Account Number: 100064844327
 Invoice Number: 056177557983
 Invoice Date: 10/01/2022

615

ESI ID Detail:

Service Address: 190 AVENUE F ODLT 400HPS MARKHAM, TX 77456
 Product: Fixed Price

ESI ID: 10032789476839781

Meter ID	Days	Read Type	Previous Read Date	Previous Meter Read	Current Read Date	Current Meter Read	Multiplier	Usage (kWh)	Actual kW/kVA	Billed kW/kVA
7007105031OT	32	Actual	08/19/2022	0	09/19/2022	✓ 155	1.00	155	-	-
TOTAL								155	0	0

Electric Service Commercial

Service Period: 08/19/2022 to 09/19/2022 ✓

TXU Energy Fixed Price

Base Usage	155 kWh @	\$ 0.0377995	\$5.86
Other Charges - April Anc Serv			\$0.12
Other Charges - June Anc Serv			\$0.04
Market Securitization (Debt) Financing			\$0.08
PUC Assessment			\$0.01

Total Commercial Charges \$6.11

Electric Service Distribution

Service Period: 08/19/2022 to 09/19/2022

Outdoor Lighting - Facilities			\$5.26
Distribution System Charge	155 kWh @	\$ 0.0210968	\$3.27
Transmission Cost Recov Factor	155 kWh @	\$ 0.010129	\$1.57
Distribution Cost Recovery	155 kWh @	\$ 0.0081935	\$1.27
Transition Charge (TC3)	155 kWh @	\$ 0.0083226	\$1.29
Storm Recovery Charge	155 kWh @	\$ 0.0087097	\$1.35
Storm Recovery Tax Credit	155 kWh @	\$ 0.0005806	\$0.09 CR
Regulatory Asset Recovery	155 kWh @	\$ 0.0002581	\$0.04
PUC Assessment			\$0.02

Total Distribution Charges \$13.98

TOTAL CHARGES FOR ESI ID \$20.09 ✓



Customer Name: MATAGORDA COUNTY
Account Number: 100064844327
Invoice Number: 056177557983
Invoice Date: 10/01/2022

ESI ID Detail:

Service Address: 190 AVENUE F UNIT ANNEX MARKHAM, TX 77456
Product: Fixed Price

ESI ID: 10032789426253880

615

Meter ID	Days	Read Type	Previous Read Date	Previous Meter Read	Current Read Date	Current Meter Read	Multiplier	Usage (kWh)	Actual kW/kVA	Billed kW/kVA
157911497	32	Actual	08/19/2022	✓ 7,714	09/19/2022	7,987	1.00	273	2	0
TOTAL								273	2	0

Electric Service Commercial

Service Period: 08/19/2022 to 09/19/2022 ✓

TXU Energy Fixed Price

Base Usage	273 kWh @	\$ 0.0377995	\$10.32
Other Charges - April Anc Serv			\$0.28
Other Charges - June Anc Serv			\$0.39
Market Securitization (Debt) Financing			\$0.14
PUC Assessment			\$0.02

Total Commercial Charges \$11.15

Electric Service Distribution

Service Period: 08/19/2022 to 09/19/2022

Base Charge		\$1.40	
Meter Charge		\$4.39	
Advanced Metering Charge		\$1.88	
Distribution System Charge	273 kWh @	\$ 0.021093	\$5.76
Transmission Cost Recov Factor	273 kWh @	\$ 0.010116	\$2.76
Distribution Cost Recovery	273 kWh @	\$ 0.008217	\$2.24
Transition Charge (TC3)	273 kWh @	\$ 0.008341	\$2.28
Storm Recovery Charge	273 kWh @	\$ 0.001446	\$0.39
Storm Recovery Tax Credit	273 kWh @	\$ 0.0001	\$0.03 CR
Regulatory Asset Recovery	273 kWh @	\$ 0.000171	\$0.05
Energy Efficiency	273 kWh @	\$ 0.001042	\$0.28
PUC Assessment			\$0.03

Total Distribution Charges \$21.43

TOTAL CHARGES FOR ESI ID \$32.58 ✓

Customer Name: MATAGORDA COUNTY
 Account Number: 100064844327
 Invoice Number: 056177557983
 Invoice Date: 10/01/2022

ESI ID Detail:

Service Address:
 Product:

190 AVENUE F UNIT COMM CNT MARKHAM, TX 77456
 Fixed Price

ESI ID: 10032789476839780

615

Meter ID	Days	Read Type	Previous Read Date	Previous Meter Read	Current Read Date	Current Meter Read	Multiplier	Usage (kWh)	Actual kW/kVA	Billed kW/kVA
122330835	32	Actual	08/19/2022	✓ 125,180	09/19/2022	128,352	1.00	3,172	13	14
TOTAL								3,172	13	14

Electric Service Commercial

Service Period: 08/19/2022 to 09/19/2022 ✓

TXU Energy Fixed Price

Base Usage	3,172 kWh @	\$ 0.0377995	\$119.90
Other Charges - April Anc Serv			\$1.99
Other Charges - June Anc Serv			\$5.60
Market Securitization (Debt) Financing			\$1.62
PUC Assessment			\$0.22

Total Commercial Charges \$129.33

Electric Service Distribution

Service Period: 08/19/2022 to 09/19/2022

Base Charge			\$2.02
Meter Charge			\$12.67
Advanced Metering Charge			\$0.85
Distribution System Charge	13.5 kW @	\$ 4.869	\$65.73
Transmission Cost Recov Factor	13.5 kW @	\$ 4.174454	\$56.36
Distribution Cost Recovery	13.5 kW @	\$ 0.925306	\$12.49
Transition Charge (TC3)	3,172 kWh @	\$ 0.008341	\$26.46
Storm Recovery Charge	21.6 kW @	\$ 0.318255	\$6.87
Storm Recovery Tax Credit	21.6 kW @	\$ 0.020105	\$0.43 CR
Regulatory Asset Recovery	13.5 kW @	\$ 0.052535	\$0.71
Energy Efficiency	3,172 kWh @	\$ 0.001142	\$3.62
PUC Assessment			\$0.26

Total Distribution Charges \$187.61

TOTAL CHARGES FOR ESI ID \$316.94 ✓



Customer Name: MATAGORDA COUNTY
 Account Number: 100064844327
 Invoice Number: 056177557983
 Invoice Date: 10/01/2022

ESI ID Detail:
 Service Address:
 Product:

645

190 AVENUE F UNIT FIRESTA MARKHAM, TX 77456
 Fixed Price

ESI ID: 10032789487564811

Meter ID	Days	Read Type	Previous Read Date	Previous Meter Read	Current Read Date	Current Meter Read	Multiplier	Usage (kWh)	Actual kW/kVA	Billed kW/kVA
122291027	32	Actual	08/19/2022	✓ 58,968	09/19/2022	59,834	1.00	866	-	-
TOTAL								866	0	0

Electric Service Commercial

Service Period: 08/19/2022 to 09/19/2022 ✓

TXU Energy Fixed Price

Base Usage	866 kWh @	\$ 0.0377995	\$32.73
Other Charges - April Anc Serv			\$0.69
Other Charges - June Anc Serv			\$1.33
Market Securitization (Debt) Financing			\$0.44
PUC Assessment			\$0.06

Total Commercial Charges \$35.25

Electric Service Distribution

Service Period: 08/19/2022 to 09/19/2022

Base Charge			\$1.40
Meter Charge			\$4.39
Advanced Metering Charge			\$1.88
Distribution System Charge	866 kWh @	\$ 0.021093	\$18.27
Transmission Cost Recov Factor	866 kWh @	\$ 0.010116	\$8.76
Distribution Cost Recovery	866 kWh @	\$ 0.008217	\$7.12
Transition Charge (TC3)	866 kWh @	\$ 0.008341	\$7.22
Storm Recovery Charge	866 kWh @	\$ 0.001446	\$1.25
Storm Recovery Tax Credit	866 kWh @	\$ 0.0001	\$0.09 CR
Regulatory Asset Recovery	866 kWh @	\$ 0.000171	\$0.15
Energy Efficiency	866 kWh @	\$ 0.001042	\$0.90
PUC Assessment			\$0.07

Total Distribution Charges \$51.32

TOTAL CHARGES FOR ESI ID \$86.57 ✓

Customer Name: MATAGORDA COUNTY
 Account Number: 100064844327
 Invoice Number: 056177557983
 Invoice Date: 10/01/2022

ESI ID Detail:

Service Address: 190 AVENUE F UNIT JP OFF MARKHAM, TX 77456
 Product: Fixed Price

ESI ID: 10032789461015050

Meter ID	Days	Read Type	Previous Read Date	Previous Meter Read	Current Read Date	Current Meter Read	Multiplier	Usage (kWh)	Actual kW/kVA	Billed kW/kVA
163788084	32	Actual	08/19/2022	✓ 17,604	09/19/2022	18,770	1.00	1,166	-	-
TOTAL								1,166	0	0

Electric Service Commercial

Service Period: 08/19/2022 to 09/19/2022 ✓

TXU Energy Fixed Price

Base Usage	1,166 kWh @	\$ 0.0377995	\$44.07
Other Charges - April Anc Serv			\$0.85
Other Charges - June Anc Serv			\$1.58
Market Securitization (Debt) Financing			\$0.59
PUC Assessment			\$0.08

Total Commercial Charges \$47.17

Electric Service Distribution

Service Period: 08/19/2022 to 09/19/2022

Base Charge		\$1.40
Meter Charge		\$4.39
Advanced Metering Charge		\$1.88
Distribution System Charge	1,166 kWh @	\$ 0.021093 \$24.59
Transmission Cost Recov Factor	1,166 kWh @	\$ 0.010116 \$11.80
Distribution Cost Recovery	1,166 kWh @	\$ 0.008217 \$9.58
Transition Charge (TC3)	1,166 kWh @	\$ 0.008341 \$9.73
Storm Recovery Charge	1,166 kWh @	\$ 0.001446 \$1.69
Storm Recovery Tax Credit	1,166 kWh @	\$ 0.0001 \$0.12 CR
Regulatory Asset Recovery	1,166 kWh @	\$ 0.000171 \$0.20
Energy Efficiency	1,166 kWh @	\$ 0.001042 \$1.21
PUC Assessment		\$0.09

Total Distribution Charges \$66.44

TOTAL CHARGES FOR ESI ID \$113.61 ✓



Customer Name: MATAGORDA COUNTY
Account Number: 100064844327
Invoice Number: 056177557983
Invoice Date: 10/01/2022

ESI ID Detail:

613

Service Address:

1203 COUNTY ROAD 243 UNIT FIRESTA MATAGORDA, TX 77457

ESI ID: 10032789427413670

Product:

Fixed Price

Meter ID	Days	Read Type	Previous Read Date	Previous Meter Read	Current Read Date	Current Meter Read	Multiplier	Usage (kWh)	Actual kW/kVA	Billed kW/kVA
122279171	30	Actual	08/17/2022	✓ 44,007	09/15/2022	44,692	1.00	685	5	5
TOTAL								685	5	5

Electric Service Commercial

Service Period: 08/17/2022 to 09/15/2022 ✓

TXU Energy Fixed Price

Base Usage	685 kWh @	\$ 0.0377995	\$25.89
Other Charges - April Anc Serv			\$0.46
Other Charges - June Anc Serv			\$1.29
Market Securitization (Debt) Financing			\$0.35
PUC Assessment			\$0.05

Total Commercial Charges \$28.04

Electric Service Distribution

Service Period: 08/17/2022 to 09/15/2022

Base Charge		\$2.02
Meter Charge		\$12.67
Advanced Metering Charge		\$0.85
Distribution System Charge	5.2 kW @	\$ 4.869
Transmission Cost Recov Factor	5.2 kW @	\$ 4.174454
Distribution Cost Recovery	5.2 kW @	\$ 0.925306
Transition Charge (TC3)	10.3 kW @	\$ 0.794383
Storm Recovery Charge	10.3 kW @	\$ 0.318255
Storm Recovery Tax Credit	10.3 kW @	\$ 0.020105
Regulatory Asset Recovery	5.2 kW @	\$ 0.052535
Energy Efficiency	685 kWh @	\$ 0.001142
PUC Assessment		\$0.11

Total Distribution Charges \$79.79

TOTAL CHARGES FOR ESI ID \$107.83 ✓

000000 09/25

Customer Name: MATAGORDA COUNTY
Account Number: 100064844327
Invoice Number: 056177557983
Invoice Date: 10/01/2022

ESI ID Detail:

Handwritten: 462

Service Address: 18 COUNTY ROAD 252 MATAGORDA, TX 77457
Product: Fixed Price

ESI ID: 10032789403973976

Meter ID	Days	Read Type	Previous Read Date	Previous Meter Read	Current Read Date	Current Meter Read	Multiplier	Usage (kWh)	Actual kW/kVA	Billed kW/kVA
119711668	32	Actual	08/18/2022	✓ 170,345	09/18/2022	171,320	1.00	975	6	0
TOTAL								975	6	0

Electric Service Commercial

Service Period: 08/18/2022 to 09/18/2022 ✓

TXU Energy Fixed Price

Base Usage	975 kWh @	\$ 0.0377995	\$36.85
Other Charges - April Anc Serv			\$0.26
Other Charges - June Anc Serv			\$1.85
Market Securitization (Debt) Financing			\$0.50
PUC Assessment			\$0.07

Total Commercial Charges \$39.53

Electric Service Distribution

Service Period: 08/18/2022 to 09/18/2022

Base Charge		\$1.40
Meter Charge		\$4.39
Advanced Metering Charge		\$1.88
Distribution System Charge	975 kWh @	\$ 0.021093 \$20.57
Transmission Cost Recov Factor	975 kWh @	\$ 0.010116 \$9.86
Distribution Cost Recovery	975 kWh @	\$ 0.008217 \$8.01
Transition Charge (TC3)	975 kWh @	\$ 0.008341 \$8.13
Storm Recovery Charge	975 kWh @	\$ 0.001446 \$1.41
Storm Recovery Tax Credit	975 kWh @	\$ 0.0001 \$0.10 CR
Regulatory Asset Recovery	975 kWh @	\$ 0.000171 \$0.17
Energy Efficiency	975 kWh @	\$ 0.001042 \$1.02
PUC Assessment		\$0.08

Total Distribution Charges \$56.82

TOTAL CHARGES FOR ESI ID \$96.35 ✓



Customer Name: MATAGORDA COUNTY
 Account Number: 100064844327
 Invoice Number: 056177557983
 Invoice Date: 10/01/2022

ESI ID Detail:

613

Service Address:

414 FISHER MATAGORDA, TX 77457

ESI ID: 10032789427542180

Product:

Fixed Price

Meter ID	Days	Read Type	Previous Read Date	Previous Meter Read	Current Read Date	Current Meter Read	Multiplier	Usage (kWh)	Actual kW/kVA	Billed kW/kVA
200527912	32	Actual	08/18/2022	0	09/18/2022	0	1.00	0	-	-
TOTAL								0	0	0

Electric Service Commercial

Service Period: 08/18/2022 to 09/18/2022 ✓

TXU Energy Fixed Price

No Usage

\$0.00

Total Commercial Charges \$0.00

Electric Service Distribution

Service Period: 08/18/2022 to 09/18/2022

Base Charge

\$1.40

Meter Charge

\$4.39

Advanced Metering Charge

\$1.88

PUC Assessment

\$0.01

Total Distribution Charges \$7.68

TOTAL CHARGES FOR ESI ID \$7.68 ✓

Customer Name: MATAGORDA COUNTY
 Account Number: 100064844327
 Invoice Number: 056177557983
 Invoice Date: 10/01/2022

ESI ID Detail:

595

Service Address:

OLD GULF RD UNIT STATION COLLCT STA MATAGORDA, TX 77457

ESI ID: 10032789494278861

Product:

Fixed Price

Meter ID	Days	Read Type	Previous Read Date	Previous Meter Read	Current Read Date	Current Meter Read	Multiplier	Usage (kWh)	Actual kW/kVA	Billed kW/kVA
119431822	30	Actual	08/16/2022	✓ 2,388	09/14/2022	2,429	1.00	41	0	0
TOTAL								41	0	0

Electric Service Commercial

Service Period: 08/16/2022 to 09/14/2022 ✓

TXU Energy Fixed Price

Base Usage 41 kWh @ \$ 0.0377995 \$1.55
 Other Charges - June Anc Serv \$0.03
 Market Securitization (Debt) Financing \$0.02

Total Commercial Charges \$1.60

Electric Service Distribution

Service Period: 08/16/2022 to 09/14/2022

Base Charge \$1.40
 Meter Charge \$4.39
 Advanced Metering Charge \$1.88
 Distribution System Charge 41 kWh @ \$ 0.021093 \$0.86
 Transmission Cost Recov Factor 41 kWh @ \$ 0.010116 \$0.41
 Distribution Cost Recovery 41 kWh @ \$ 0.008217 \$0.34
 Transition Charge (TC3) 41 kWh @ \$ 0.008341 \$0.34
 Storm Recovery Charge 41 kWh @ \$ 0.001446 \$0.06
 Regulatory Asset Recovery 41 kWh @ \$ 0.000171 \$0.01
 Energy Efficiency 41 kWh @ \$ 0.001042 \$0.04
 PUC Assessment \$0.02

Total Distribution Charges \$9.75

TOTAL CHARGES FOR ESI ID \$11.35 ✓



Customer Name: MATAGORDA COUNTY
 Account Number: 100064844327
 Invoice Number: 056177557983
 Invoice Date: 10/01/2022

115 LAUREL MATAGORDA, TX 77457
 Fixed Price

ESI ID Detail:

613

Service Address:

115 LAUREL MATAGORDA, TX 77457

ESI ID: 10032789495257641

Product:

Fixed Price

Meter ID	Days	Read Type	Previous Read Date	Previous Meter Read	Current Read Date	Current Meter Read	Multiplier	Usage (kWh)	Actual kW/kVA	Billed kW/kVA
120726105	32	Actual	08/18/2022	✓ 2,522	09/18/2022	2,620	1.00	98	1	0
TOTAL								98	1	0

Electric Service Commercial

Service Period: 08/18/2022 to 09/18/2022 ✓

TXU Energy Fixed Price

Base Usage	98 kWh @	\$ 0.0377995	\$3.70
Other Charges - April Anc Serv			\$0.02
Other Charges - June Anc Serv			\$0.28
Market Securitization (Debt) Financing			\$0.05
PUC Assessment			\$0.01

Total Commercial Charges \$4.06

Electric Service Distribution

Service Period: 08/18/2022 to 09/18/2022

Base Charge			\$1.40
Meter Charge			\$4.39
Advanced Metering Charge			\$1.88
Distribution System Charge	98 kWh @	\$ 0.021093	\$2.07
Transmission Cost Recov Factor	98 kWh @	\$ 0.010116	\$0.99
Distribution Cost Recovery	98 kWh @	\$ 0.008217	\$0.81
Transition Charge (TC3)	98 kWh @	\$ 0.008341	\$0.82
Storm Recovery Charge	98 kWh @	\$ 0.001446	\$0.14
Storm Recovery Tax Credit	98 kWh @	\$ 0.0001	\$0.01 CR
Regulatory Asset Recovery	98 kWh @	\$ 0.000171	\$0.02
Energy Efficiency	98 kWh @	\$ 0.001042	\$0.10
PUC Assessment			\$0.02

Total Distribution Charges \$12.63

TOTAL CHARGES FOR ESI ID \$16.69 ✓

000012 05/20/22

Customer Name: MATAGORDA COUNTY
 Account Number: 100064844327
 Invoice Number: 056177557983
 Invoice Date: 10/01/2022

ESI ID Detail:

613

Service Address:

772 LAUREL SEASONAL METER MATAGORDA, TX 77457

ESI ID: 10032789417127397

Product:

Fixed Price

Meter ID	Days	Read Type	Previous Read Date	Previous Meter Read	Current Read Date	Current Meter Read	Multiplier	Usage (kWh)	Actual kW/kVA	Billed kW/kVA
148896249	32	Actual	08/18/2022	✓ 2,026	09/18/2022	2,026	1.00	0	0	0
TOTAL								0	0	0

Electric Service Commercial

Service Period: 08/18/2022 to 09/18/2022 ✓

TXU Energy Fixed Price

Other Charges - April Anc Serv

\$0.02

Other Charges - June Anc Serv

\$0.05

Total Commercial Charges	\$0.07
---------------------------------	---------------

Electric Service Distribution

Service Period: 08/18/2022 to 09/18/2022

Base Charge

\$1.40

Meter Charge

\$4.39

Advanced Metering Charge

\$1.88

PUC Assessment

\$0.01

Total Distribution Charges	\$7.68
-----------------------------------	---------------

TOTAL CHARGES FOR ESI ID	\$7.75
---------------------------------	---------------

10/11/2022 10:11 AM





Customer Name: MATAGORDA COUNTY
 Account Number: 100064844327
 Invoice Number: 056177557983
 Invoice Date: 10/01/2022

ESI ID Detail:

613

Service Address:

MAGNOLIA ST ODLT 150HPS MATAGORDA, TX 77457

ESID: 10032789419199850

Product:

Fixed Price

Meter ID	Days	Read Type	Previous Read Date	Previous Meter Read	Current Read Date	Current Meter Read	Multiplier	Usage (kWh)	Actual kW/kVA	Billed kW/kVA
7006973193SD	32	Actual	08/18/2022	0	09/18/2022	✓ 57	1.00	57		-
TOTAL								57	0	0

Electric Service Commercial

Service Period: 08/18/2022 to 09/18/2022 ✓

TXU Energy Fixed Price

Base Usage	57 kWh @	\$ 0.0377995	\$2.15
Other Charges - April Anc Serv			\$0.05
Other Charges - June Anc Serv			\$0.02
Market Securitization (Debt) Financing			\$0.03

Total Commercial Charges \$2.25

Electric Service Distribution

Service Period: 08/18/2022 to 09/18/2022

Outdoor Lighting - Facilities			\$4.51
Distribution System Charge	57 kWh @	\$ 0.0210526	\$1.20
Transmission Cost Recov Factor	57 kWh @	\$ 0.0101754	\$0.58
Distribution Cost Recovery	57 kWh @	\$ 0.0082456	\$0.47
Transition Charge (TC3)	57 kWh @	\$ 0.0084211	\$0.48
Storm Recovery Charge	57 kWh @	\$ 0.0087719	\$0.50
Storm Recovery Tax Credit	57 kWh @	\$ 0.0005263	\$0.03 CR
Regulatory Asset Recovery	57 kWh @	\$ 0.0003509	\$0.02
PUC Assessment			\$0.01

Total Distribution Charges \$7.74

TOTAL CHARGES FOR ESI ID \$9.99 ✓

Customer Name: MATAGORDA COUNTY
 Account Number: 100064844327
 Invoice Number: 056177557983
 Invoice Date: 10/01/2022

ESI ID Detail:

Service Address:

613

487 MAGNOLIA ST UNIT COUNTY MATAGORDA, TX 77457

ESI ID: 10032789414370120

Product:

Fixed Price

Meter ID	Days	Read Type	Previous Read Date	Previous Meter Read	Current Read Date	Current Meter Read	Multiplier	Usage (kWh)	Actual kW/kVA	Billed kW/kVA
122332798	32	Actual	08/18/2022	✓ 123,078	09/18/2022	124,347	1.00	1,269	6	0
TOTAL								1,269	6	0

Electric Service Commercial

Service Period: 08/18/2022 to 09/18/2022 ✓

TXU Energy Fixed Price

Base Usage	1,269 kWh @	\$ 0.0377995	\$47.97
Other Charges - April Anc Serv			\$0.83
Other Charges - June Anc Serv			\$1.74
Market Securitization (Debt) Financing			\$0.64
PUC Assessment			\$0.09

Total Commercial Charges \$51.27

Electric Service Distribution

Service Period: 08/18/2022 to 09/18/2022

Base Charge		\$1.40
Meter Charge		\$4.39
Advanced Metering Charge		\$1.88
Distribution System Charge	1,269 kWh @	\$ 0.021093 \$26.77
Transmission Cost Recov Factor	1,269 kWh @	\$ 0.010116 \$12.84
Distribution Cost Recovery	1,269 kWh @	\$ 0.008217 \$10.43
Transition Charge (TC3)	1,269 kWh @	\$ 0.008341 \$10.58
Storm Recovery Charge	1,269 kWh @	\$ 0.001446 \$1.83
Storm Recovery Tax Credit	1,269 kWh @	\$ 0.0001 \$0.13 CR
Regulatory Asset Recovery	1,269 kWh @	\$ 0.000171 \$0.22
Energy Efficiency	1,269 kWh @	\$ 0.001042 \$1.32
PUC Assessment		\$0.10

Total Distribution Charges \$71.63

TOTAL CHARGES FOR ESI ID \$122.90 ✓



Customer Name: MATAGORDA COUNTY
Account Number: 100064844327
Invoice Number: 056177557983
Invoice Date: 10/01/2022

ESI ID Detail:

Service Address: 637 MARKET ST UNIT FIRESTA MATAGORDA, TX 77457
Product: Fixed Price
ESI ID: 10032789446568110

Meter ID	Days	Read Type	Previous Read Date	Previous Meter Read	Current Read Date	Current Meter Read	Multiplier	Usage (kWh)	Actual kW/kVA	Billed kW/kVA
122330875	32	Actual	08/18/2022	✓ 150,057	09/18/2022	151,904	1.00	1,847	20	20
TOTAL								1,847	20	20

Electric Service Commercial

Service Period: 08/18/2022 to 09/18/2022 ✓

TXU Energy Fixed Price

Base Usage	1,847 kWh @	\$ 0.0377995	\$69.82
Other Charges - April Anc Serv			\$1.03
Other Charges - June Anc Serv			\$2.44
Market Securitization (Debt) Financing			\$0.95
PUC Assessment			\$0.12

Total Commercial Charges \$74.36

Electric Service Distribution

Service Period: 08/18/2022 to 09/18/2022

Base Charge		\$2.02	
Meter Charge		\$12.67	
Advanced Metering Charge		\$0.85	
Distribution System Charge	20.1 kW @	\$ 4.869	\$97.87
Transmission Cost Recov Factor	20.1 kW @	\$ 4.174454	\$83.91
Distribution Cost Recovery	20.1 kW @	\$ 0.925306	\$18.60
Transition Charge (TC3)	1,847 kWh @	\$ 0.008341	\$15.41
Storm Recovery Charge	20.1 kW @	\$ 0.318255	\$6.40
Storm Recovery Tax Credit	20.1 kW @	\$ 0.020105	\$0.40 CR
Regulatory Asset Recovery	20.1 kW @	\$ 0.052535	\$1.06
Energy Efficiency	1,847 kWh @	\$ 0.001142	\$2.11
PUC Assessment			\$0.37

Total Distribution Charges \$240.87

TOTAL CHARGES FOR ESI ID \$315.23 ✓

000003 07725

Customer Name: MATAGORDA COUNTY
 Account Number: 100064844327
 Invoice Number: 056177557983
 Invoice Date: 10/01/2022

ESI ID Detail:

Service Address: *U602* 2 RIVER BEND ODLT 400HPS MATAGORDA, TX 77467
 Product: Fixed Price

ESI ID: 10032789432664941

Meter ID	Days	Read Type	Previous Read Date	Previous Meter Read	Current Read Date	Current Meter Read	Multiplier	Usage (kWh)	Actual kW/kVA	Billed kW/kVA
7006992918SD	32	Actual	08/18/2022	0	09/18/2022	✓ 155	1.00	155	-	-
TOTAL								155	0	0

Electric Service Commercial

Service Period: 08/18/2022 to 09/18/2022 ✓

TXU Energy Fixed Price

Base Usage	155 kWh @	\$ 0.0377995	\$5.86
Other Charges - April Anc Serv			\$0.12
Other Charges - June Anc Serv			\$0.04
Market Securitization (Debt) Financing			\$0.08
PUC Assessment			\$0.01

Total Commercial Charges \$6.11

Electric Service Distribution

Service Period: 08/18/2022 to 09/18/2022

Outdoor Lighting - Facilities			\$5.26
Distribution System Charge	155 kWh @	\$ 0.0210968	\$3.27
Transmission Cost Recov Factor	155 kWh @	\$ 0.010129	\$1.57
Distribution Cost Recovery	155 kWh @	\$ 0.0081935	\$1.27
Transition Charge (TC3)	155 kWh @	\$ 0.0083226	\$1.29
Storm Recovery Charge	155 kWh @	\$ 0.0087097	\$1.35
Storm Recovery Tax Credit	155 kWh @	\$ 0.0005806	\$0.09 CR
Regulatory Asset Recovery	155 kWh @	\$ 0.0002581	\$0.04
PUC Assessment			\$0.02

Total Distribution Charges \$13.98

TOTAL CHARGES FOR ESI ID \$20.09 ✓

UST 000/2001





Customer Name: MATAGORDA COUNTY
 Account Number: 100064844327
 Invoice Number: 056177557983
 Invoice Date: 10/01/2022

ESI ID Detail:

Service Address:

615

HIGHWAY 111 ODL MIDFIELD, TX 77458

ESI ID: 10032789492176731

Product:

Fixed Price

Meter ID	Days	Read Type	Previous Read Date	Previous Meter Read	Current Read Date	Current Meter Read	Multiplier	Usage (kWh)	Actual kW/kVA	Billed kW/kVA
7007147859SD	29	Actual	08/04/2022	0	09/01/2022	✓ 104	1.00	104	-	-
TOTAL								104	0	0

Electric Service Commercial

Service Period: 08/04/2022 to 09/01/2022 ✓

TXU Energy Fixed Price

Base Usage	104 kWh @	\$ 0.0377995	\$3.98
Other Charges - April Anc Serv			\$0.08
Other Charges - May Anc Serv			\$0.06
PUC Assessment			\$0.01

Total Commercial Charges \$4.08

Electric Service Distribution

Service Period: 08/04/2022 to 09/01/2022

Outdoor Lighting - Facilities			\$4.98
Distribution System Charge	104 kWh @	\$ 0.0210577	\$2.19
Transmission Cost Recov Factor	104 kWh @	\$ 0.0070192	\$0.73
Distribution Cost Recovery	104 kWh @	\$ 0.0081731	\$0.85
Transition Charge (TC3)	104 kWh @	\$ 0.0083654	\$0.87
Storm Recovery Charge	104 kWh @	\$ 0.00875	\$0.91
Storm Recovery Tax Credit	104 kWh @	\$ 0.0005769	\$0.06 CR
Regulatory Asset Recovery	104 kWh @	\$ 0.0002885	\$0.03
PUC Assessment			\$0.01

Total Distribution Charges \$10.51

TOTAL CHARGES FOR ESI ID \$14.59 ✓

Customer Name: MATAGORDA COUNTY
 Account Number: 100064844327
 Invoice Number: 056177557983
 Invoice Date: 10/01/2022

ESI ID Detail:

615

Service Address:

110 JUNETTA AVE MIDFIELD, TX 77458

ESI ID: 10032789459047060

Product:

Fixed Price

Meter ID	Days	Read Type	Previous Read Date	Previous Meter Read	Current Read Date	Current Meter Read	Multiplier	Usage (kWh)	Actual kW/kVA	Billed kW/kVA
157104699	29	Actual	08/04/2022	✓ 6,885	09/01/2022	7,183	1.00	298	12	12
TOTAL								298	12	12

Electric Service Commercial

Service Period: 08/04/2022 to 09/01/2022 ✓

TXU Energy Fixed Price

Base Usage	298 kWh @	\$ 0.0377995	\$11.26
Other Charges - April Anc Serv			\$0.11
Other Charges - May Anc Serv			\$1.49
PUC Assessment			\$0.02

Total Commercial Charges \$12.88

Electric Service Distribution

Service Period: 08/04/2022 to 09/01/2022

Base Charge			\$2.02
Meter Charge			\$12.67
Advanced Metering Charge			\$0.85
Distribution System Charge	11.6 kW @	\$ 4.869	\$56.48
Transmission Cost Recov Factor	11.6 kW @	\$ 4.258953	\$49.40
Distribution Cost Recovery	11.6 kW @	\$ 0.925306	\$10.73
Transition Charge (TC3)	298 kWh @	\$ 0.008341	\$2.49
Storm Recovery Charge	19 kW @	\$ 0.318255	\$6.05
Storm Recovery Tax Credit	19 kW @	\$ 0.020105	\$0.38 CR
Regulatory Asset Recovery	11.6 kW @	\$ 0.052535	\$0.61
Energy Efficiency	298 kWh @	\$ 0.001142	\$0.34
PUC Assessment			\$0.22

Total Distribution Charges \$141.48

TOTAL CHARGES FOR ESI ID \$154.36 ✓



Customer Name: MATAGORDA COUNTY
Account Number: 100064844327
Invoice Number: 056177557983
Invoice Date: 10/01/2022

ESI ID Detail:

Service Address:

Product:

615

110 JUNETTA ODLT 150HPS AL MIDFIELD, TX 77458

Fixed Price

ESI ID: 10032789459047061

Meter ID	Days	Read Type	Previous Read Date	Previous Meter Read	Current Read Date	Current Meter Read	Multiplier	Usage (kWh)	Actual kW/kVA	Billed kW/kVA
7007074246SD	29	Actual	08/04/2022	0	09/01/2022	✓ 57	1.00	57	-	-
TOTAL								57	0	0

Electric Service Commercial

Service Period: 08/04/2022 to 09/01/2022 ✓

TXU Energy Fixed Price

Base Usage

57 kWh @ \$ 0.0377995 \$2.16

Other Charges - April Anc Serv

\$0.05

Other Charges - May Anc Serv

\$0.03

Total Commercial Charges

\$2.24

Electric Service Distribution

Service Period: 08/04/2022 to 09/01/2022

Outdoor Lighting - Facilities

\$4.51

Distribution System Charge

57 kWh @ \$ 0.0210526 \$1.20

Transmission Cost Recov Factor

57 kWh @ \$ 0.0070175 \$0.40

Distribution Cost Recovery

57 kWh @ \$ 0.0082456 \$0.47

Transition Charge (TC3)

57 kWh @ \$ 0.0084211 \$0.48

Storm Recovery Charge

57 kWh @ \$ 0.0087719 \$0.50

Storm Recovery Tax Credit

57 kWh @ \$ 0.0005263 \$0.03 CR

Regulatory Asset Recovery

57 kWh @ \$ 0.0003509 \$0.02

PUC Assessment

\$0.01

Total Distribution Charges

\$7.56

TOTAL CHARGES FOR ESI ID

\$9.80 ✓

Customer Name: MATAGORDA COUNTY
Account Number: 100064844327
Invoice Number: 056177557983
Invoice Date: 10/01/2022

ESI ID Detail:

615

Service Address:
Product:

RAWLS ODL MIDFIELD, TX 77458
 Fixed Price

ESI ID: 10032789461418841

Meter ID	Days	Read Type	Previous Read Date	Previous Meter Read	Current Read Date	Current Meter Read	Multiplier	Usage (kWh)	Actual kW/kVA	Billed kW/kVA
7007068113SD	29	Actual	08/04/2022	0	09/01/2022	✓ 104	1.00	104	-	-
TOTAL								104	0	0

Electric Service Commercial

Service Period: 08/04/2022 to 09/01/2022 ✓

TXU Energy Fixed Price

Base Usage	104 kWh @	\$ 0.0377995	\$3.93
Other Charges - April Anc Serv			\$0.08
Other Charges - May Anc Serv			\$0.06
PUC Assessment			\$0.01

Total Commercial Charges **\$4.08**

Electric Service Distribution

Service Period: 08/04/2022 to 09/01/2022

Outdoor Lighting - Facilities			\$4.98
Distribution System Charge	104 kWh @	\$ 0.0210577	\$2.19
Transmission Cost Recov Factor	104 kWh @	\$ 0.0070192	\$0.73
Distribution Cost Recovery	104 kWh @	\$ 0.0081731	\$0.85
Transition Charge (TC3)	104 kWh @	\$ 0.0027885	\$0.29
Storm Recovery Charge	104 kWh @	\$ 0.00875	\$0.91
Storm Recovery Tax Credit	104 kWh @	\$ 0.0005769	\$0.06 CR
Regulatory Asset Recovery	104 kWh @	\$ 0.0002885	\$0.03
PUC Assessment			\$0.01

Total Distribution Charges **\$9.93**

TOTAL CHARGES FOR ESI ID **\$14.01** ✓



Customer Name: MATAGORDA COUNTY
 Account Number: 100064844327
 Invoice Number: 056177557983
 Invoice Date: 10/01/2022

ESI ID Detail:

Service Address:

615

RAWLS UNIT FIRESTA MIDFIELD, TX 77458

ESI ID: 10032789433412700

Product:

Fixed Price

Meter ID	Days	Read Type	Previous Read Date	Previous Meter Read	Current Read Date	Current Meter Read	Multiplier	Usage (kWh)	Actual kW/kVA	Billed kW/kVA
136592656	29	Actual	08/04/2022	✓ 122,066	09/01/2022	125,746	1.00	3,680	10	10
TOTAL								3,680	10	10

Electric Service Commercial

Service Period: 08/04/2022 to 09/01/2022 ✓

TXU Energy Fixed Price

Base Usage	3,680 kWh @	\$ 0.0377995	\$139.10
Other Charges - April Anc Serv			\$3.24
Other Charges - May Anc Serv			\$13.99
Market Securitization (Debt) Financing			\$0.06
PUC Assessment			\$0.26

Total Commercial Charges \$156.65

Electric Service Distribution

Service Period: 08/04/2022 to 09/01/2022

Base Charge			\$2.02
Meter Charge			\$12.67
Advanced Metering Charge			\$0.85
Distribution System Charge	9.6 kW @	\$ 4.869	\$46.74
Transmission Cost Recov Factor	9.6 kW @	\$ 4.258953	\$40.89
Distribution Cost Recovery	9.6 kW @	\$ 0.925306	\$8.88
Transition Charge (TC3)	3,680 kWh @	\$ 0.008341	\$30.69
Storm Recovery Charge	16.9 kW @	\$ 0.318255	\$5.38
Storm Recovery Tax Credit	16.9 kW @	\$ 0.020105	\$0.34 CR
Regulatory Asset Recovery	9.6 kW @	\$ 0.052535	\$0.50
Energy Efficiency	3,680 kWh @	\$ 0.001142	\$4.20
PUC Assessment			\$0.19

Total Distribution Charges \$152.67

TOTAL CHARGES FOR ESI ID \$309.32 ✓

Customer Name: MATAGORDA COUNTY
 Account Number: 100064844327
 Invoice Number: 056177557983
 Invoice Date: 10/01/2022

615

ESI ID Detail:

Service Address: 955 STREETLIGHT STLG MIDFIELD, TX 77458
 Product: Fixed Price

ESI ID: 10032789441468646

Meter ID	Days	Read Type	Previous Read Date	Previous Meter Read	Current Read Date	Current Meter Read	Multiplier	Usage (kWh)	Actual kW/kVA	Billed kW/kVA
7005524968SD	32	Actual	08/26/2022	0	09/26/2022	367	1.00	367	-	-
TOTAL								367	0	0

Electric Service Commercial

Service Period: 08/26/2022 to 09/26/2022 ✓

TXU Energy Fixed Price

Base Usage	367 kWh @	\$ 0.0377995	\$13.87
Other Charges - June Anc Serv			\$0.10
Market Securitization (Debt) Financing			\$0.19
PUC Assessment			\$0.02

Total Commercial Charges \$14.18

Electric Service Distribution

Service Period: 08/26/2022 to 09/26/2022

Base Charge		\$1.40
Street Lighting - Facilities		\$7.02
Distribution System Charge	367 kWh @	\$ 0.0210899 \$7.74
Transmission Cost Recov Factor	367 kWh @	\$ 0.010109 \$3.71
Distribution Cost Recovery	367 kWh @	\$ 0.0082289 \$3.02
Transition Charge (TC3)	367 kWh @	\$ 0.0044959 \$1.65
Storm Recovery Charge	367 kWh @	\$ 0.0087193 \$3.20
Storm Recovery Tax Credit	367 kWh @	\$ 0.0005722 \$0.21 CR
Regulatory Asset Recovery	367 kWh @	\$ 0.0002725 \$0.10
PUC Assessment		\$0.04

Total Distribution Charges \$27.67

TOTAL CHARGES FOR ESI ID \$41.85 ✓



Customer Name: MATAGORDA COUNTY
Account Number: 100064844327
Invoice Number: 056177557983
Invoice Date: 10/01/2022

ESI ID Detail:

Service Address:
Product:

512

405 COMMERCE ST PALACIOS, TX 77465-5468
 Fixed Price

ESI ID: 10032789440808411

Meter ID	Days	Read Type	Previous Read Date	Previous Meter Read	Current Read Date	Current Meter Read	Multiplier	Usage (kWh)	Actual kW/kVA	Billed kW/kVA
119430885	30	Actual	08/22/2022	✓ 645,204	09/20/2022	650,310	1.00	5,106	14	14
TOTAL								5,106	14	14

Electric Service Commercial

Service Period: 08/22/2022 to 09/20/2022 ✓

TXU Energy Fixed Price

Base Usage	5,106 kWh @	\$ 0.0377995	\$193.00
Other Charges - April Anc Serv			\$0.01 CR
Other Charges - April Anc Serv			\$5.17
Other Charges - June Anc Serv			\$8.31
Market Securitization (Debt) Financing			\$2.60
PUC Assessment			\$0.35
Gross Receipts Reimb			\$2.26

Total Commercial Charges \$211.68

Electric Service Distribution

Service Period: 08/22/2022 to 09/20/2022

Base Charge			\$2.02
Meter Charge			\$12.67
Advanced Metering Charge			\$0.85
Distribution System Charge	13.7 kW @	\$ 4.869	\$66.71
Transmission Cost Recov Factor	13.7 kW @	\$ 4.174454	\$57.19
Distribution Cost Recovery	13.7 kW @	\$ 0.925306	\$12.68
Transition Charge (TC3)	5,106 kWh @	\$ 0.008341	\$42.59
Storm Recovery Charge	13.8 kW @	\$ 0.318255	\$4.39
Storm Recovery Tax Credit	13.8 kW @	\$ 0.020105	\$0.28 CR
Regulatory Asset Recovery	13.7 kW @	\$ 0.052535	\$0.72
Energy Efficiency	5,106 kWh @	\$ 0.001142	\$5.83
PUC Assessment			\$0.26
Gross Receipts Reimb			\$1.71

Total Distribution Charges \$207.34

TOTAL CHARGES FOR ESI ID \$419.02 ✓

Customer Name: MATAGORDA COUNTY
 Account Number: 100064844327
 Invoice Number: 056177557983
 Invoice Date: 10/01/2022

ESI ID Detail:

Service Address: *Udo* FM 521 ODLT 400HPS PALACIOS, TX 77465
 Product: Fixed Price

ESI ID: 10032789465240600

Meter ID	Days	Read Type	Previous Read Date	Previous Meter Read	Current Read Date	Current Meter Read	Multiplier	Usage (kWh)	Actual kW/kVA	Billed kW/kVA
7005661310SD	32	Actual	08/12/2022	0	09/12/2022	✓ 155	1.00	155	-	-
TOTAL								155	0	0

Electric Service Commercial

Service Period: 08/12/2022 to 09/12/2022 ✓

TXU Energy Fixed Price

Base Usage	155 kWh @	\$ 0.0377995	\$5.86
Other Charges - April Anc Serv			\$0.12
Other Charges - June Anc Serv			\$0.06
Market Securitization (Debt) Financing			\$0.08
PUC Assessment			\$0.01

Total Commercial Charges \$6.13

Electric Service Distribution

Service Period: 08/12/2022 to 09/12/2022

Outdoor Lighting - Facilities			\$5.26
Distribution System Charge	155 kWh @	\$ 0.0210968	\$3.27
Transmission Cost Recov Factor	155 kWh @	\$ 0.0070323	\$1.09
Distribution Cost Recovery	155 kWh @	\$ 0.0081935	\$1.27
Transition Charge (TC3)	155 kWh @	\$ 0.0083226	\$1.29
Storm Recovery Charge	155 kWh @	\$ 0.0087097	\$1.35
Storm Recovery Tax Credit	155 kWh @	\$ 0.0005806	\$0.09 CR
Regulatory Asset Recovery	155 kWh @	\$ 0.0002581	\$0.04
PUC Assessment			\$0.02

Total Distribution Charges \$13.50

TOTAL CHARGES FOR ESI ID \$19.63 ✓

10/10/2022





Customer Name: MATAGORDA COUNTY
 Account Number: 100064844327
 Invoice Number: 056177557983
 Invoice Date: 10/01/2022

ESI ID Detail:

614

Service Address:

25000 STATE HIGHWAY 35 S PALACIOS, TX 77465-1920

ESI ID: 10032789474945242

Product:

Fixed Price

Meter ID	Days	Read Type	Previous Read Date	Previous Meter Read	Current Read Date	Current Meter Read	Multiplier	Usage (kWh)	Actual kW/kVA	Billed kW/kVA
7005712552SD	32	Actual	08/11/2022	0	09/11/2022	✓ 620	1.00	620	-	-
TOTAL								620	0	0

Electric Service Commercial

Service Period: 08/11/2022 to 09/11/2022 ✓

TXU Energy Fixed Price

Base Usage	620 kWh @	\$ 0.0377995	\$23.44
Other Charges - April Anc Serv			\$0.50
Other Charges - June Anc Serv			\$0.17
Market Securitization (Debt) Financing			\$0.31
PUC Assessment			\$0.04

Total Commercial Charges \$24.46

Electric Service Distribution

Service Period: 08/11/2022 to 09/11/2022

Outdoor Lighting - Facilities			\$21.04
Distribution System Charge	620 kWh @	\$ 0.0210968	\$13.08
Transmission Cost Recov Factor	620 kWh @	\$ 0.0070484	\$4.37
Distribution Cost Recovery	620 kWh @	\$ 0.0082097	\$5.09
Transition Charge (TC3)	620 kWh @	\$ 0.0083387	\$5.17
Storm Recovery Charge	620 kWh @	\$ 0.0087258	\$5.41
Storm Recovery Tax Credit	620 kWh @	\$ 0.0005645	\$0.35 CR
Regulatory Asset Recovery	620 kWh @	\$ 0.0002742	\$0.17
PUC Assessment			\$0.07

Total Distribution Charges \$54.05

TOTAL CHARGES FOR ESI ID \$78.51 ✓

Customer Name: MATAGORDA COUNTY
 Account Number: 100064844327
 Invoice Number: 056177557983
 Invoice Date: 10/01/2022

ESI ID Detail:

614

Service Address:
 Product:

25000 STATE HIGHWAY 35 S UNIT OFFIC PALACIOS, TX 77465-1920
 Fixed Price

ESI ID: 10032789453394875

Meter ID	Days	Read Type	Previous Read Date	Previous Meter Read	Current Read Date	Current Meter Read	Multiplier	Usage (kWh)	Actual kW/kVA	Billed kW/kVA
120730531	32	Actual	08/11/2022	✓ 123,128	09/11/2022	124,284	1.00	1,156	6	0
TOTAL								1,156	6	0

Electric Service Commercial

Service Period: 08/11/2022 to 09/11/2022 ✓

TXU Energy Fixed Price

Base Usage	1,156 kWh @	\$ 0.0377995	\$43.70
Other Charges - April Anc Serv			\$0.92
Other Charges - June Anc Serv			\$1.76
Market Securitization (Debt) Financing			\$0.59
PUC Assessment			\$0.08

Total Commercial Charges \$47.05

Electric Service Distribution

Service Period: 08/11/2022 to 09/11/2022

Base Charge		\$1.40
Meter Charge		\$4.39
Advanced Metering Charge		\$1.88
Distribution System Charge	1,156 kWh @	\$ 0.021093 \$24.38
Transmission Cost Recov Factor	1,156 kWh @	\$ 0.007043 \$8.14
Distribution Cost Recovery	1,156 kWh @	\$ 0.008217 \$9.50
Transition Charge (TC3)	1,156 kWh @	\$ 0.008341 \$9.64
Storm Recovery Charge	1,156 kWh @	\$ 0.001446 \$1.67
Storm Recovery Tax Credit	1,156 kWh @	\$ 0.0001 \$0.12 CR
Regulatory Asset Recovery	1,156 kWh @	\$ 0.000171 \$0.20
Energy Efficiency	1,156 kWh @	\$ 0.001042 \$1.20
PUC Assessment		\$0.09

Total Distribution Charges \$62.37

TOTAL CHARGES FOR ESI ID \$109.42 ✓



Customer Name: MATAGORDA COUNTY
Account Number: 100064844327
Invoice Number: 056177557983
Invoice Date: 10/01/2022

ESI ID Detail:

614

Service Address:

25000 STATE HIGHWAY 35 S UNIT P7 PALACIOS, TX 77465-1920

ESI ID: 10032789474945241

Product:

Fixed Price

Meter ID	Days	Read Type	Previous Read Date	Previous Meter Read	Current Read Date	Current Meter Read	Multiplier	Usage (kWh)	Actual kW/kVA	Billed kW/kVA
122240914	32	Actual	08/11/2022	✓ 55,745	09/11/2022	56,109	1.00	364	4	0
TOTAL								364	4	0

Electric Service Commercial

Service Period: 08/11/2022 to 09/11/2022 ✓

TXU Energy Fixed Price

Base Usage	364 kWh @	\$ 0.0377995	\$13.76
Other Charges - April Anc Serv			\$0.33
Other Charges - June Anc Serv			\$0.46
Market Securitization (Debt) Financing			\$0.19
PUC Assessment			\$0.02

Total Commercial Charges \$14.76

Electric Service Distribution

Service Period: 08/11/2022 to 09/11/2022

Base Charge		\$1.40	
Meter Charge		\$4.39	
Advanced Metering Charge		\$1.88	
Distribution System Charge	364 kWh @	\$ 0.021093	\$7.68
Transmission Cost Recov Factor	364 kWh @	\$ 0.007043	\$2.56
Distribution Cost Recovery	364 kWh @	\$ 0.008217	\$2.99
Transition Charge (TC3)	364 kWh @	\$ 0.008341	\$3.04
Storm Recovery Charge	364 kWh @	\$ 0.001446	\$0.53
Storm Recovery Tax Credit	364 kWh @	\$ 0.0001	\$0.04 CR
Regulatory Asset Recovery	364 kWh @	\$ 0.000171	\$0.06
Energy Efficiency	364 kWh @	\$ 0.001042	\$0.38
PUC Assessment			\$0.04

Total Distribution Charges \$24.91

TOTAL CHARGES FOR ESI ID \$39.67 ✓

Customer Name: MATAGORDA COUNTY
 Account Number: 100064844327
 Invoice Number: 056177557983
 Invoice Date: 10/01/2022

612

ESI ID Detail:

Service Address:

17817 WOOD PLEDGER, TX 77468-0000

ESI ID: 1008901015815710800100

Product:

Fixed Price

Meter ID	Days	Read Type	Previous Read Date	Previous Meter Read	Current Read Date	Current Meter Read	Multiplier	Usage (kWh)	Actual kW/kVA	Billed kW/kVA
190851001	30	Actual	08/16/2022	✓ 87,175	09/14/2022	88,565	1.00	1,390	13	13
TOTAL								1,390	13	13

Electric Service Commercial

Service Period: 08/16/2022 to 09/14/2022 ✓

TXU Energy Fixed Price

Base Usage	1,390 kWh @	\$ 0.0377995	\$52.54
Other Charges - April Anc Serv			\$0.53
Other Charges - June Anc Serv			\$1.37
Market Securitization (Debt) Financing			\$0.71
PUC Assessment			\$0.09

Total Commercial Charges \$55.24

Electric Service Distribution

Service Period: 08/16/2022 to 09/14/2022

Base Charge		\$3.00
Meter Charge		\$7.41
Distribution System Charge	13 kVA @	\$ 4.449231 \$57.84
Transmission Cost Recov Factor	13.2 kVA @	\$ 3.868182 \$51.06
Distribution Cost Recovery	13 kVA @	\$ 0.226154 \$2.94
Transition Charge (TC5)	1,390 kWh @	\$ 0.002281 \$3.17
Nuclear Decommission	13 kVA @	\$ 0.000769 \$0.01
Energy Efficiency	1,390 kWh @	\$ 0.000734 \$1.02
PUC Assessment		\$0.21

Total Distribution Charges \$126.66

TOTAL CHARGES FOR ESI ID \$181.90 ✓



Customer Name: MATAGORDA COUNTY
 Account Number: 100064844327
 Invoice Number: 056177557983
 Invoice Date: 10/01/2022

ESI ID Detail:

Handwritten initials

Service Address:

FM 521 UNIT RR PARK WADSWORTH, TX 77483

ESI ID: 10032789412055530

Product:

Fixed Price

Meter ID	Days	Read Type	Previous Read Date	Previous Meter Read	Current Read Date	Current Meter Read	Multiplier	Usage (kWh)	Actual kW/kVA	Billed kW/kVA
7006966354SD	32	Actual	08/18/2022	0	09/18/2022	✓ 312	1.00	312	-	-
TOTAL								312	0	0

Electric Service Commercial

Service Period: 08/18/2022 to 09/18/2022 ✓

TXU Energy Fixed Price

Base Usage	312 kWh @	\$ 0.0377995	\$11.80
Other Charges - April Anc Serv			\$0.25
Other Charges - June Anc Serv			\$0.08
Market Securitization (Debt) Financing			\$0.16
PUC Assessment			\$0.02

Total Commercial Charges \$12.31

Electric Service Distribution

Service Period: 08/18/2022 to 09/18/2022

Base Charge		\$1.40
Street Lighting - Facilities		\$22.98
Distribution System Charge	312 kWh @	\$ 0.0210897 \$6.58
Transmission Cost Recov Factor	312 kWh @	\$ 0.0101282 \$3.16
Distribution Cost Recovery	312 kWh @	\$ 0.0082051 \$2.56
Transition Charge (TC3)	312 kWh @	\$ 0.0044872 \$1.40
Storm Recovery Charge	312 kWh @	\$ 0.0087179 \$2.72
Storm Recovery Tax Credit	312 kWh @	\$ 0.0005769 \$0.18 CR
Regulatory Asset Recovery	312 kWh @	\$ 0.0002564 \$0.08
PUC Assessment		\$0.06

Total Distribution Charges \$40.76

TOTAL CHARGES FOR ESI ID \$53.07 ✓

Customer Name: MATAGORDA COUNTY
 Account Number: 100064844327
 Invoice Number: 056177557983
 Invoice Date: 10/01/2022

ESI ID Detail:
 Service Address:
 Product:

660

2000 FM 521 ODLT 400HPS UNIT RR PARK WADSWORTH, TX 77483
 Fixed Price

ESI ID: 10032789420235651

Meter ID	Days	Read Type	Previous Read Date	Previous Meter Read	Current Read Date	Current Meter Read	Multiplier	Usage (kWh)	Actual kW/kVA	Billed kW/kVA
7006991419SD	30	Actual	08/16/2022	0	09/14/2022	✓ 310	1.00	310	-	-
TOTAL								310	0	0

Electric Service Commercial
 Service Period: 08/16/2022 to 09/14/2022 ✓
 TXU Energy Fixed Price
 Base Usage
 Other Charges - April Anc Serv
 Other Charges - June Anc Serv
 Market Securitization (Debt) Financing
 PUC Assessment

310 kWh @ \$ 0.0377995 \$11.72
 \$0.24
 \$0.08
 \$0.16
 \$0.02

Total Commercial Charges \$12.22

Electric Service Distribution
 Service Period: 08/16/2022 to 09/14/2022

Outdoor Lighting - Facilities \$10.52
 Distribution System Charge 310 kWh @ \$ 0.0210968 \$6.54
 Transmission Cost Recov Factor 310 kWh @ \$ 0.010129 \$3.14
 Distribution Cost Recovery 310 kWh @ \$ 0.0082258 \$2.55
 Transition Charge (TC3) 310 kWh @ \$ 0.0083548 \$2.59
 Storm Recovery Charge 310 kWh @ \$ 0.0087419 \$2.71
 Storm Recovery Tax Credit 310 kWh @ \$ 0.0005806 \$0.18 CR
 Regulatory Asset Recovery 310 kWh @ \$ 0.0002581 \$0.08
 PUC Assessment \$0.04

Total Distribution Charges \$27.99

TOTAL CHARGES FOR ESI.ID \$40.21 ✓



Customer Name: MATAGORDA COUNTY
 Account Number: 100064844327
 Invoice Number: 056177557983
 Invoice Date: 10/01/2022

ESI ID Detail:

660

Service Address:
 Product:

2001 FM 521 ODLT 400HPS UNIT RR PARK WADSWORTH, TX 77483
 Fixed Price

ESI ID: 10032789420235652

Meter ID	Days	Read Type	Previous Read Date	Previous Meter Read	Current Read Date	Current Meter Read	Multiplier	Usage (kWh)	Actual kW/kVA	Billed kW/kVA
7005369954SD	30	Actual	08/16/2022	0	09/14/2022	✓ 155	1.00	155	-	-
TOTAL								155	0	0

Electric Service Commercial

Service Period: 08/16/2022 to 09/14/2022 ✓

TXU Energy Fixed Price

Base Usage	155 kWh @	\$ 0.0377995	\$5.86
Other Charges - April Anc Serv			\$0.12
Other Charges - June Anc Serv			\$0.04
Market Securitization (Debt) Financing			\$0.08
PUC Assessment			\$0.01

Total Commercial Charges \$6.11

Electric Service Distribution

Service Period: 08/16/2022 to 09/14/2022

Outdoor Lighting - Facilities			\$5.26
Distribution System Charge	155 kWh @	\$ 0.0210968	\$3.27
Transmission Cost Recov Factor	155 kWh @	\$ 0.010129	\$1.57
Distribution Cost Recovery	155 kWh @	\$ 0.0081935	\$1.27
Transition Charge (TC3)	155 kWh @	\$ 0.0083226	\$1.29
Storm Recovery Charge	155 kWh @	\$ 0.0087097	\$1.35
Storm Recovery Tax Credit	155 kWh @	\$ 0.0005806	\$0.09 CR
Regulatory Asset Recovery	155 kWh @	\$ 0.0002581	\$0.04
PUC Assessment			\$0.02

Total Distribution Charges \$13.98

TOTAL CHARGES FOR ESI ID \$20.09 ✓

Current Charges \$20,876.24

THE UNIVERSITY OF CHICAGO
DIVISION OF THE PHYSICAL SCIENCES
DEPARTMENT OF PHYSICS

PROBLEM SET 10

Due: 11/14/2013

1. (10 points) Consider a particle of mass m moving in a one-dimensional potential $V(x)$. The energy of the particle is E . The wave function $\psi(x)$ satisfies the Schrödinger equation

$$-\frac{\hbar^2}{2m} \frac{d^2 \psi}{dx^2} + V(x)\psi = E\psi$$

For $x < 0$, $V(x) = 0$. For $x > 0$, $V(x) = V_0$. The wave function is continuous at $x = 0$ and its derivative is discontinuous. Show that the probability current is conserved.

2. (10 points) Consider a particle of mass m moving in a one-dimensional potential $V(x)$. The energy of the particle is E . The wave function $\psi(x)$ satisfies the Schrödinger equation

$$-\frac{\hbar^2}{2m} \frac{d^2 \psi}{dx^2} + V(x)\psi = E\psi$$

For $x < 0$, $V(x) = 0$. For $x > 0$, $V(x) = V_0$. The wave function is continuous at $x = 0$ and its derivative is discontinuous. Show that the probability current is conserved.

3. (10 points) Consider a particle of mass m moving in a one-dimensional potential $V(x)$. The energy of the particle is E . The wave function $\psi(x)$ satisfies the Schrödinger equation

$$-\frac{\hbar^2}{2m} \frac{d^2 \psi}{dx^2} + V(x)\psi = E\psi$$

For $x < 0$, $V(x) = 0$. For $x > 0$, $V(x) = V_0$. The wave function is continuous at $x = 0$ and its derivative is discontinuous. Show that the probability current is conserved.

4. (10 points) Consider a particle of mass m moving in a one-dimensional potential $V(x)$. The energy of the particle is E . The wave function $\psi(x)$ satisfies the Schrödinger equation

$$-\frac{\hbar^2}{2m} \frac{d^2 \psi}{dx^2} + V(x)\psi = E\psi$$

For $x < 0$, $V(x) = 0$. For $x > 0$, $V(x) = V_0$. The wave function is continuous at $x = 0$ and its derivative is discontinuous. Show that the probability current is conserved.

5. (10 points) Consider a particle of mass m moving in a one-dimensional potential $V(x)$. The energy of the particle is E . The wave function $\psi(x)$ satisfies the Schrödinger equation

$$-\frac{\hbar^2}{2m} \frac{d^2 \psi}{dx^2} + V(x)\psi = E\psi$$

For $x < 0$, $V(x) = 0$. For $x > 0$, $V(x) = V_0$. The wave function is continuous at $x = 0$ and its derivative is discontinuous. Show that the probability current is conserved.